

YOU PROBABLY
DON'T SEE IT, BUT
YOU DEFINITELY
HEAR IT

Ecophon
SAINT-GOBAIN

fade®



Contents

- 04 ABOUT ECOPHON**
- 06 GOOD ACOUSTICS MATTER EVERYWHERE**
- 08 OUR ACOUSTIC PLASTER**
- 10 ARCHITECT YOUR SPACE**
- 12 COLOURS WITH BEAUTY BENEFITS**
- 14 INSTALLATION GUIDANCE**
- 16 TYPES OF INSTALLATIONS**
- 18 REFERENCES**
- 34 COLOURS AND SURFACES**
- 36 SYSTEM PROPERTIES**

This publication shows products from Ecophon product range and those of other suppliers. The specifications are intended to provide a general guide to which products are most suitable for the preferences indicated. Technical data is based on results obtained under typical testing conditions or long experience in normal conditions. The specified functions and properties for products and systems are only valid on condition that instructions, installation diagrams, installation guides, maintenance instructions and other stated conditions and recommendations have been taken into consideration and followed. Deviation from this, such as changing specific components or products, will mean that Ecophon cannot be held responsible for the function, consequences and properties of the products. All descriptions, illustrations and dimensions contained in this brochure represent general information and shall not form part of any contract. Ecophon reserves the right to change products without prior notice. We disclaim any liability for misprints. For the latest information go to www.ecophon.com or contact your nearest Ecophon representative.





A sound effect

ON PEOPLE

Saint-Gobain Ecophon contributes to good indoor environments for working, healing and learning. We do this by developing, manufacturing and delivering acoustic products and systems designed around the natural evolution of human hearing – replicating the outdoor sound experience indoors, because that's just better for people.

Having a sound effect on people, in every way we can, is what we do proudly. That promise makes every one of us a passionate advocate for the importance of room acoustics to people's wellbeing – whatever the space, activity or need.

Keskuspuiston Ammattiopisto School, Finland | Education

Good acoustics

MATTER EVERYWHERE

The importance of acoustics is underappreciated. Sound impacts us in daily life, and the scientific support for improving our indoor sound environments is well-documented.

And what exactly is an ideal indoor sound environment for people?

One based on how we experience sound outside. The human auditory sense is naturally adapted to an outdoor environment where there is not any sound reflections from ceilings and walls.

That's why most of what we do at Ecophon is about replicating the acoustic qualities found in nature for indoor environments. We want to optimise indoor spaces to our natural way of hearing, so that speech and sound is easy to hear and understand, when needed, improving performance and wellbeing.



Our acoustic


PLASTER

The fade® Acoustic Plaster is a high-quality plastering system that absorbs unwanted noise in a wide range of environments. As an acoustic plaster solution spray applied to walls and ceilings, its highly absorbent qualities allow for optimum acoustic control in large, commercial spaces.

The fade® Acoustic Plaster System can be applied on virtually any surface including straight and curved walls, dramatic angles and arching domes offering a more flexible, discreet alternative to traditional acoustic solutions, such as suspended ceilings.

Bringing together high-value aesthetics and acoustic performance, the fade® Acoustic Plaster System is well-suited to a wide-range of developments, from historic buildings to high-end residential, commercial, retail and educational spaces.

By absorbing sound waves, the fade® sound-absorbing plaster system reduces reverberation time, providing the highest level of sound-absorption. In addition, the installation process is quick and easy to install and it does not contain any synthetic materials.



Hankook Tire, Korea | Commercial

Architect

YOUR SPACE

The possibilities with the fade® Acoustic Plaster is endless.

The flexible fade® Acoustic Plaster System is a discreet alternative to traditional acoustic solutions, such as suspended ceilings.

As an acoustic plaster solution spray applied to walls and ceilings, its highly absorbent qualities allow for optimum acoustic control in various spaces.

The fade® Acoustic Plaster System can be applied on virtually any surface including straight and curved walls, dramatic angles and arching domes.




The Museum of the Future, UAE | Leisure

Colour

BEAUTY WITH BENEFITS

It's available in 6 standard colours or customized colours to meet your design intent. Explore the rest of our standard colors on page 35.




NCS S 2005-Y50R



Perfect Beige



Go Green



NCS S 6010-G50Y

"Our bespoke colours ensure that every project is unique."

Clay



NCS S 4020-Y50R

Installation

GUIDANCE

The fade® Acoustic Plaster System is installed with just a few easy steps.




1A Mechanical Installation

The acoustic boards are installed to a suitable substrate with tight joints. Installation can be done mechanically with screws and fade® Special Washers 400mm (16") c/c.



1B Adhesive Installation

The acoustic boards are installed to a suitable substrate with tight joints. Installation can be done with the fade® Special adhesive.



2 fade® Special Joint Tape


fade® Special Joint Tape is applied onto all joints to reinforce the structure.



3 Filling

Acoustic plaster is applied onto the fade® Special Joint Tape and washers to level the surface.*

*Acoustic plaster on joints, and washers can be given a light sand when dry to remove any irregularities



4 Spraying - 1. layer

The first layer of acoustic plaster is spray applied to a 1.5-2mm thickness (1/13") and troweled to a smooth finish.



5 Spraying - 2. layer

The second and finishing layer of acoustic plaster is spray applied and troweled to a smooth finish. The two layers of acoustic plaster should build 3mm (1/8") in total.



6 Troweling

Trowel both layers of acoustic plaster to a smooth finish.



7 Sanding

For a completely smooth finish sand the entire surface until satisfied.





The Silo, Denmark | Residential

TYPES OF INSTALLATION

The fade® Acoustic Plaster System is very flexible and can be installed in different ways.

DIRECT INSTALLATION MECHANICALLY (M549)


The acoustic board is installed directly onto a plasterboard, concrete or timber substrate with either approved adhesive or mechanically fixed with fade® Special Washers.



DIRECT INSTALLATION ADHESIVE (M556)

DIRECT - TO - GRID

The acoustic board is installed directly to a MF metal drywall grid system 400mm (16") c/c or similar with the fade® Special Washers.



Suitable substrates:



Regular gypsum wallboard, MF metal drywall grid system 400mm (16") c/c or similar, concrete, previously painted substrates, timber/steel frame

References

18



19



Victorian Pride Centre, Australia | Leisure



Museum of the Future, UAE | Leisure



Le Jules Verne, The Eiffel Tower, France | Hospitality





Orsted, Denmark | Commercial



28

The Louvre Museum, France | Leisure



29





Niittykumpu Metro Station, Finland | Transport



COLOURS AND SURFACES

FADE STANDARD FINISHES

Plus+
S 0300-N



Albus
S 0500-N



FADE STANDARD COLOURS


Clay
NCS S 4020-Y50R




Brown Shade
NCS S 5010-Y70R



Go green
NCS S 6010-G50Y



Perfect Beige
NCS S 2005-Y50R



Sandstone
NCS S 3005-Y20R



Grey Sky
NCS S 5005-Y50R



...Or customised
colours!

NOTE

Colours may vary slightly between different production batches.

Reproduction of colours vary between print and reality.




System properties

ACOUSTICS, TECHNICAL PROPERTIES AND INSTALLATION DIAGRAMS

- 38 fade® Acoustic Plaster Albus
- 41 fade® Acoustic Plaster Plus+

fade® Acoustic Plaster Albus

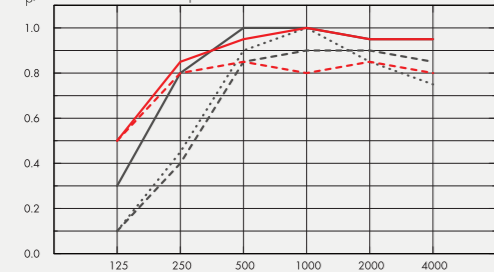


Acoustics:

Sound Absorption:

Test results according to EN ISO 354. Classification according to EN ISO 11654, and the single value ratings for Noise Reduction Coefficient, NRC and Sound Absorption Average, SAA according to ASTM C 423.

α_p , Practical sound absorption coefficient



- fade® Albus, 20 mm, 23 mm o.d.s.
 - fade® Albus, 25 mm, 28 mm o.d.s.
 - fade® Albus, 40 mm, 43 mm o.d.s.
 - .-.- fade® Albus, 20 mm, 200 mm o.d.s.
 - - - - fade® Albus, 40 mm, 200 mm o.d.s.
- o.d.s = overall depth of system

THK mm	o.d.s. mm	α_p , Practical sound absorption coefficient						α_w	Sound absorption class
		125 Hz	250 Hz	500 Hz	1000 Hz	2000 Hz	4000 Hz		
20	23	0.10	0.40	0.85	0.90	0.90	0.85	0.70	C
25	28	0.10	0.45	0.90	1.00	0.85	0.75	0.75	C
40	43	0.30	0.80	1.00	1.00	0.95	0.95	1.00	A
20	200	0.50	0.80	0.85	0.80	0.85	0.80	0.85	B
40	200	0.50	0.85	0.95	1.00	0.95	0.95	1.00	A

	THK mm	o.d.s. mm	NRC	SAA
-	25	28	0.80	0.80
-	40	43	1.00	
-	40	200	1.00	

Indoor Air Quality:

Certificate / Label

French VOC A+
Finnish M1 •

Environmental Footprint: Life-cycle stages A1 to A3 from EPD, in conformity with ISO 14025 / EN 15804 Acoustic boards for fade® 15 mm: 2,79, Acoustic boards for fade® 20 mm: 3,65, Acoustic boards for fade® 25 mm: 4,51, Acoustic boards for fade® 40 mm: 6,0, fade® Albus - Acoustic Plaster: 0,45,

Fire safety: The glass wool core of the tiles is tested and classified as non-combustible according to EN ISO 1182. Fire test, E 84-11a. Europe: EN 13501-1, A2-s1,d0,

Humidity Resistance: Resistance to Humidity (RH 100%, 40°C) - ISO DS/EN 6270-2

Visual appearance: White NCS S 0500-N, CIE Y=79% light reflectance. Gloss < 1 . Colours may vary slightly between different production batches

Cleanability: Surface dust and dirt can be vacuumed off using a soft brush attachment or blown off using pressurised air.

Accessibility: The system supports installation of inspection hatch according to installation diagrams.

Installation: Installed according to installation diagrams, installation guides and drawing aid. For information regarding minimum overall depth of system see quantity specification. When installing direct-to-grid the installer must ensure that the building is airtight to prevent dust deposits from airflow through the open-pored acoustic plaster system.

System weight: The weight of the system (including suspension grid) should be approximately M549/M558 ≈ 2,5 - 5,2 kg/m², M550/M559 ≈ 14,3 - 17 kg/m², M551/M560 ≈ 5,3 - 8 kg/m².

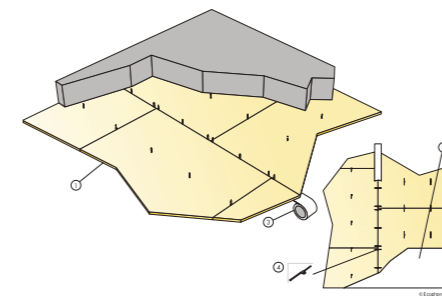
Mechanical properties: Additional load (lighting, ventilation, etc.) should be supported by the suspension system according to the manufacturers recommendation or be hung directly from the soffit.

CE: fade® ceilings system is CE marked according to the European harmonized standard EN 13964:2014. CE marked construction products are covered by a Declaration of Performance (DOP) which enables customers and users to easily compare performance of products available on the European market.

Installation diagram in detail www.ecophon.com

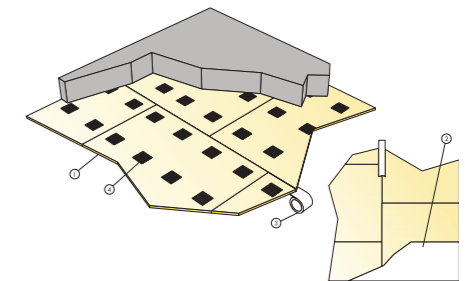
M549

Installation diagram (M549) for fade® Acoustic Plaster Albus, direct, mechanically



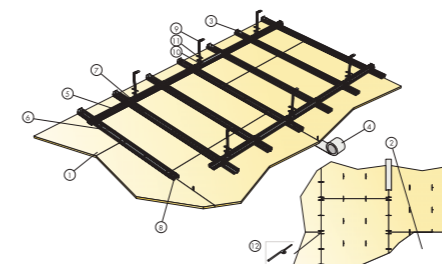
M556

Installation diagram (M556) for fade® Acoustic Plaster Albus, direct, adhesive



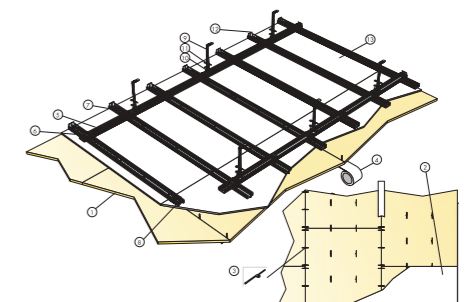
M551

Installation diagram (M551) for fade® Acoustic Plaster Albus, direct to grid, mechanically

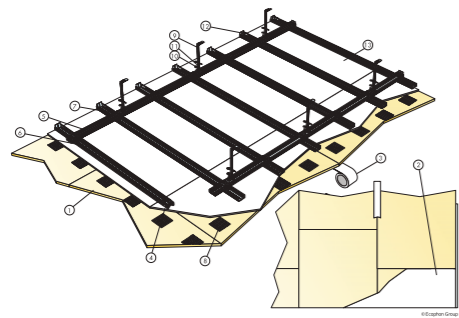


M550

Installation diagram (M550) for fade® Acoustic Plaster Albus, direct to suspended substrate, mechanically



M557
Installation diagram (M557) for fade® Acoustic Plaster Albus, direct to suspended substrate, adhesive

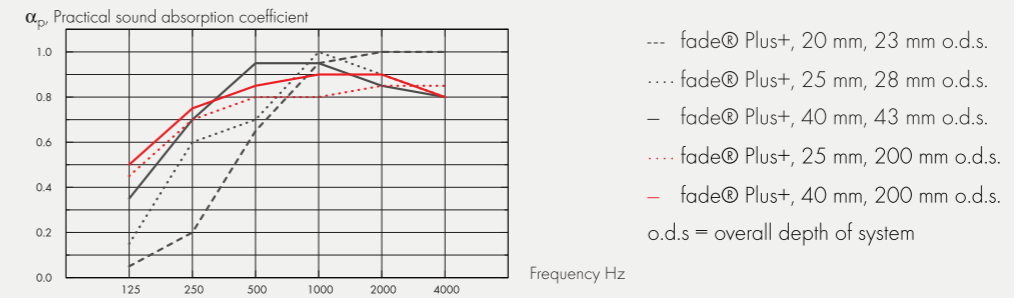


fade® Acoustic Plaster Plus+

Acoustics:

Sound Absorption:

Test results according to EN ISO 354. Classification according to EN ISO 11654, and the single value ratings for Noise Reduction Coefficient, NRC and Sound Absorption Average, SAA according to ASTM C 423.



THK mm	o.d.s. mm	α_p , Practical sound absorption coefficient						α_w	Sound absorption class
		125 Hz	250 Hz	500 Hz	1000 Hz	2000 Hz	4000 Hz		
20	23	0.05	0.20	0.65	0.95	1.00	1.00	0.50	D
25	28	0.15	0.60	0.70	1.00	0.90	0.80	0.80	B
40	43	0.35	0.70	0.95	0.95	0.85	0.80	0.90	A
25	200	0.45	0.70	0.80	0.80	0.85	0.85	0.85	B
40	200	0.50	0.75	0.85	0.90	0.90	0.80	0.90	A

	THK mm	o.d.s. mm	NRC	SAA
-	15	18	0.65	0.64
-	20	23	0.70	0.71
-	25	28	0.80	
-	40	43	0.90	
-	25	200	0.80	
-	40	200	0.85	

Indoor Air Quality:

Certificate / Label

French VOC A+

Finnish M1 •

Environmental Footprint: Life-cycle stages A1 to A3 from EPD, in conformity with ISO 14025 / EN 15804 Acoustic boards for fade® 15 mm: 2,79, Acoustic boards for fade® 20 mm: 3,65, Acoustic boards for fade® 25 mm: 4,51, Acoustic boards for fade® 40 mm: 6,0, fade® Plus+ - Acoustic Plaster: 0,40,

Fire safety: The glass wool core of the tiles is tested and certified as non-combustible according to EN ISO 1182. Fire test E 84-11a. Europe: EN 13501-1, A2-s 1, d0,

Humidity Resistance: Resistance to Humidity (RH 100%, 40°C) - ISO DS/EN 6270-2

Visual appearance: White NCS S 0300-N, CIE Y=81% light reflectance. Exposure to UV-light - ASTM G 154-16 . Gloss < 1 . Colours may vary slightly between different production batches

Cleanability: Surface dust and dirt can be vacuumed off using a soft brush attachment or blown off using pressurised air.

Accessibility: The system supports installation of inspection hatch according to installation diagrams.

Installation: Installed according to installation diagrams, installation guides and drawing aid. For information regarding minimum overall depth of system see quantity specification. When installing direct-to-grid the installer must ensure that the building is airtight to prevent dust deposits from airflow through the open-pored acoustic plaster system.

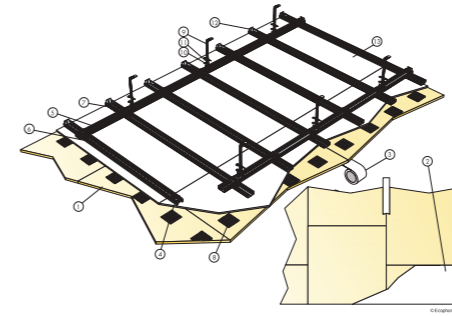
System weight: The weight of the system (including suspension grid) should be approximately M549/M558 ≈ 2,5 - 5,2 kg/m², M550/M559 ≈ 14,3 - 17 kg/m², M551/M560 ≈ 5,3 - 8 kg/m².

Mechanical properties: Additional load (lighting, ventilation, etc.) should be supported by the suspension system according to the manufacturers recommendation or be hung directly from the soffit.

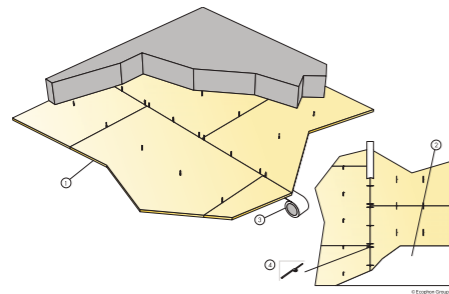
CE: fade® ceilings system is CE marked according to the European harmonized standard EN 13964:2014. CE marked construction products are covered by a Declaration of Performance (DOP) which enables customers and users to easily compare performance of products available on the European market.

Installation diagram in detail www.ecophon.com

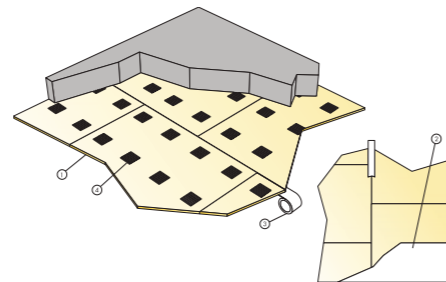
M562
Installation diagram (M562) for fade® Acoustic Plaster Plus+, direct, adhesive



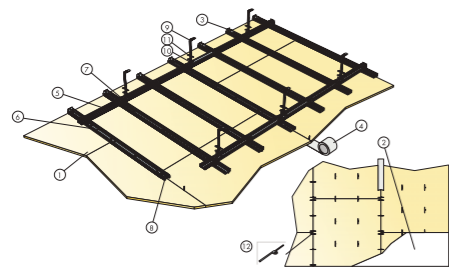
M558
Installation diagram (M558) for fade® Acoustic Plaster Plus+, direct to suspended substrate, mechanically



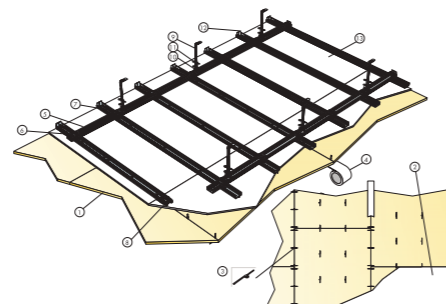
M561
Installation diagram (M561) for fade® Acoustic Plaster Plus+ Direct installation with glue



M560
Installation diagram (M560) for fade® Acoustic Plaster Plus+, direct to suspended substrate, adhesive



M559
Installation diagram (M559) for fade® Acoustic Plaster Plus+, direct to grid, mechanically



Ecophon is the leading supplier of indoor acoustic solutions that improve working performance and quality of life.

We believe in the difference sound can make to our everyday lives, and are passionate advocates for the importance of room acoustics to people's wellbeing – whatever the space, activity or need.

Having a sound effect on people is the principle that guides all we do. We're proud of the Swedish heritage and human approach that promise is founded on.

Our uncompromising commitment to transparent sustainable practice. And, as members of the Saint-Gobain Group, to be doing our part in making the world a better home.

