

Ecophon Solo™ Matrix

Design guidance




Ecophon Solo™ Matrix

Semi-concealed grid. Easily demountable panels

Ecophon Solo™ Matrix is a patented acoustic ceiling system for larger areas where high coverage is required but a wall to wall solution not possible or wanted.

The system provides quick and easy installation with highest accuracy, thanks to pre-installed fixing devices and "click-in" connection to the grid system. Each panel has a built in hatch function, and can easily be demounted. The system can either be installed with high coverage ratio in modules of 1200 mm with a 40 mm gap between the panels giving a floating appearance (M501, M503), or in rows of 1040 mm modules (M502).

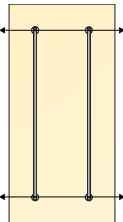

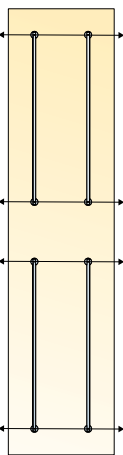
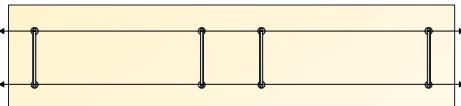
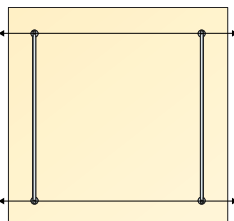
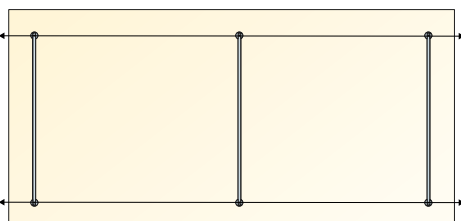


This publication shows products from Ecophon product range and those of other suppliers. The specifications are intended to provide a general guide to which products are most suitable for the preferences indicated. Technical data is based on results obtained under typical testing conditions or long experience in normal conditions. The specified functions and properties for products and systems are only valid on condition that instructions, installation diagrams, installation guides, maintenance instructions and other stated conditions and recommendations have been taken into consideration and followed. Deviation from this, such as changing specific components or products, will mean that Ecophon cannot be held responsible for the function, consequences and properties of the products. All descriptions, illustrations and dimensions contained in this brochure represent general information and shall not form part of any contract. Ecophon reserves the right to change products without prior notice. We disclaim any liability for misprints. For the latest information go to www.ecophon.com or contact your nearest Ecophon representative.

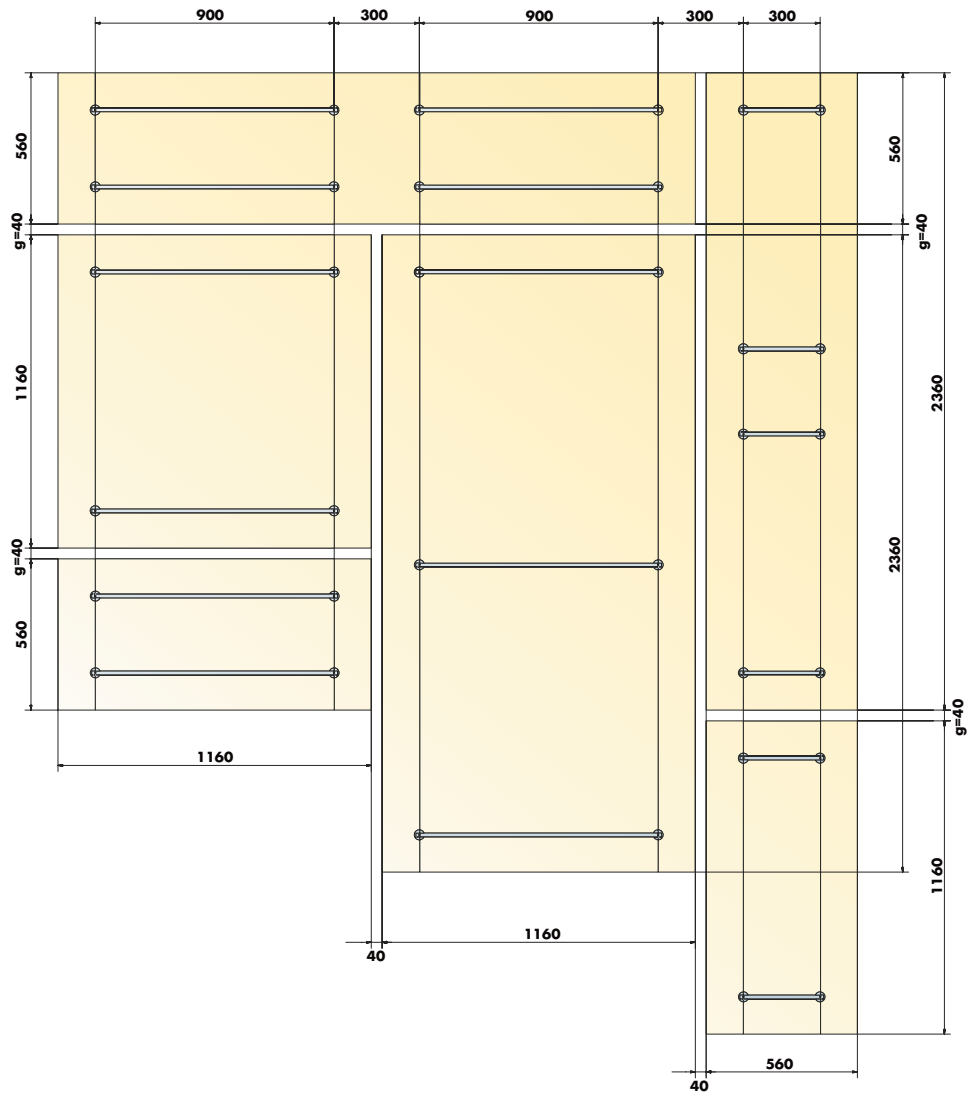
© Ecophon Group 2018
Idea and layout: Saint-Gobain Ecophon. Printer: XXX. Cover: Citat, IBL/Studio-e.se

Modules

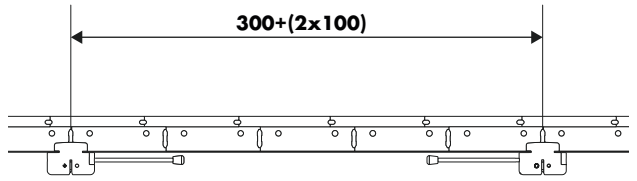
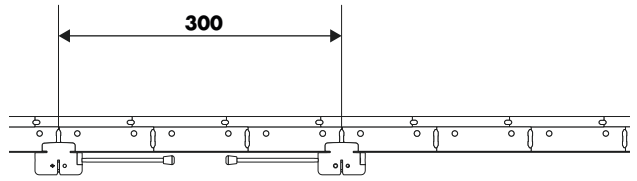
panel sizes and directions

Modular size, modules	Thickness	Exact size	Direction	Connect Panel Cross Bar	
				Modular length	Exact length
600x1200 mm	40 mm	560x1160 mm		900 mm	910 mm
1200x600 mm	40 mm	1160x560 mm		300 mm	310 mm
600x2400 mm	40 mm	560x2360 mm		900 mm	910 mm
2400x600 mm	40 mm	2360x560 mm		300 mm	310 mm
1200x1200 mm	40 mm	1160x1160 mm		900 mm	910 mm
2400x1200	40 mm	2360x1160 mm		900 mm	910 mm

Modules combination of panels



Note:
The gap 40 mm ($g=40$) between panels can be increased by 100 mm ($g+100xn$) intervals, pre-punched in the Connect Main Runner.



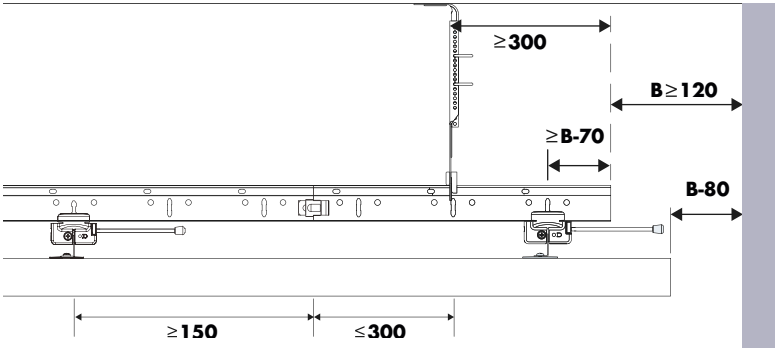
Modules

fold down panels

Modular size, modules	Thickness	Exact size	Connect Panel Cross Bar		Maximum of panels in same line that can be folded down at same time.	
			Modular length	Exact length		
600x1200 mm	40 mm	560x1160 mm	900 mm	910 mm	3	
1200x600 mm	40 mm	1160x560 mm	300 mm	310 mm	3	
600x2400 mm	40 mm	560x2360 mm	900 mm	910 mm	0	
2400x600 mm	40 mm	2360x560 mm	300 mm	310 mm	3	
1200x1200 mm	40 mm	1160x1160 mm	900 mm	910 mm	2	
2400x1200	40 mm	2360x1160 mm	900 mm	910 mm	1	

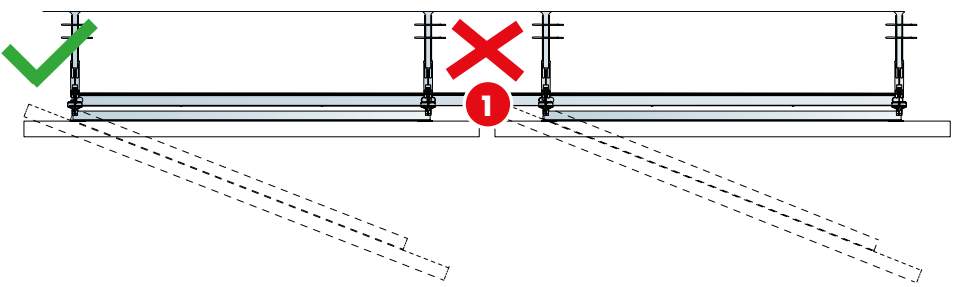
Modules

how to position hangers



Modules

possibility of hatch function



Note:
Panels can't be folded down where Connect Cross Tee profile L=300 is located

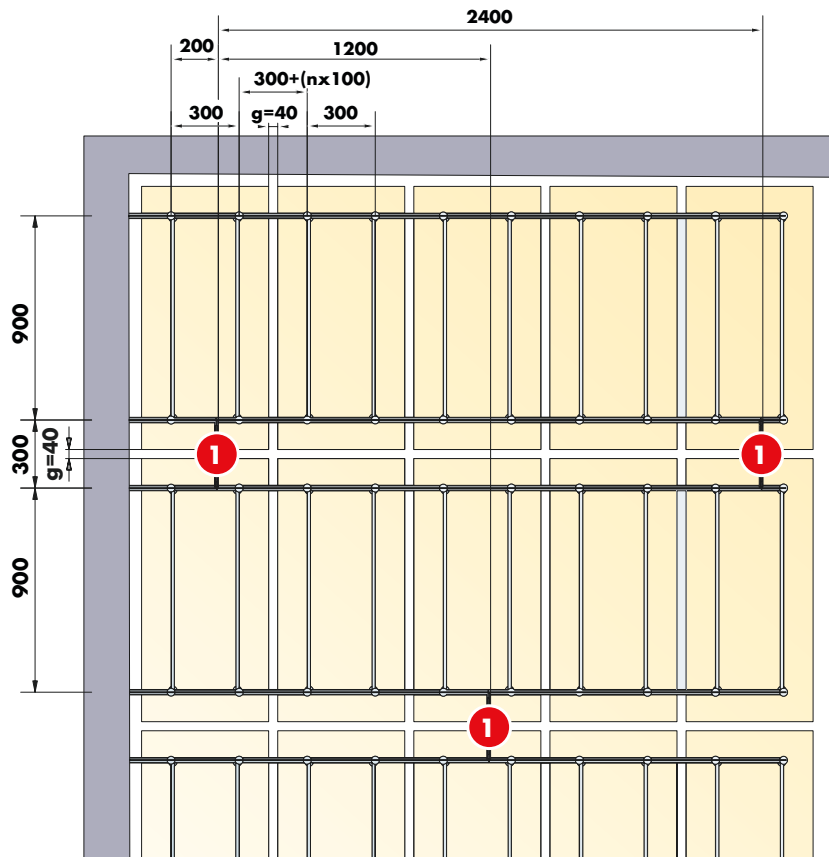
Modules

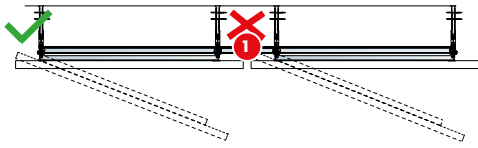
installation of Connect Cross Tee L=300

The following drawings show where the Connect Cross Tee 300 is installed in modules. The Connect Cross Tee 300 is marked **1**.

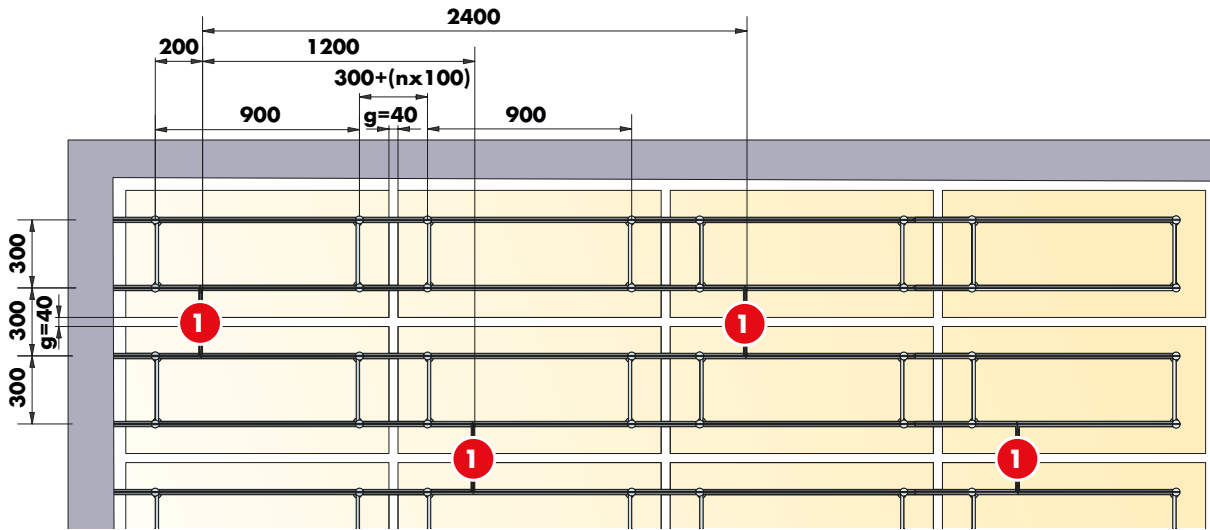


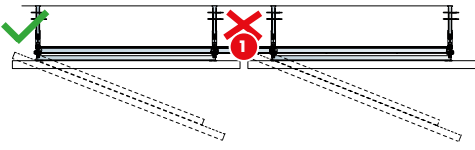
600x1200 mm with Connect Panel Cross Bar 910



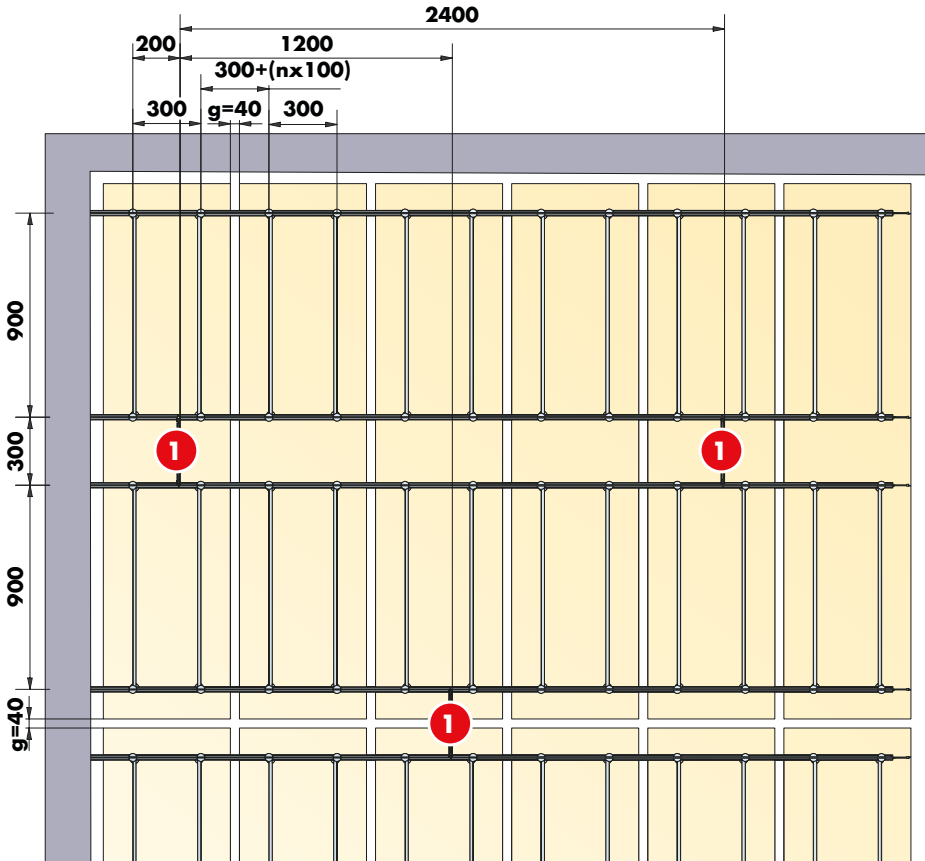


1200x600 with Connect Panel Cross Bar 310

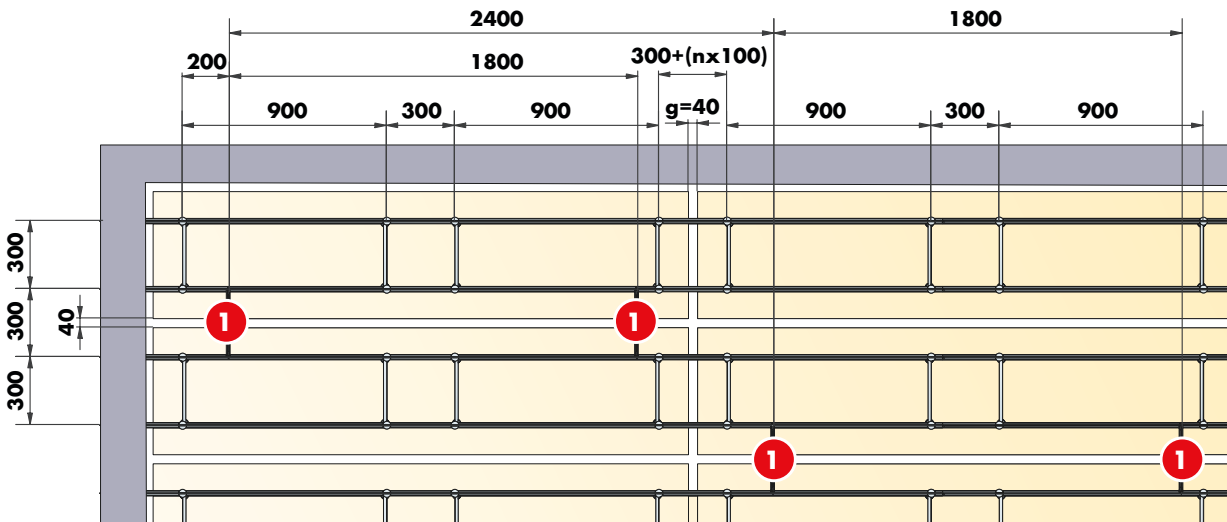


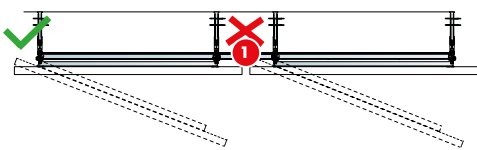


600x2400 with Connect Panel Cross Bar 910

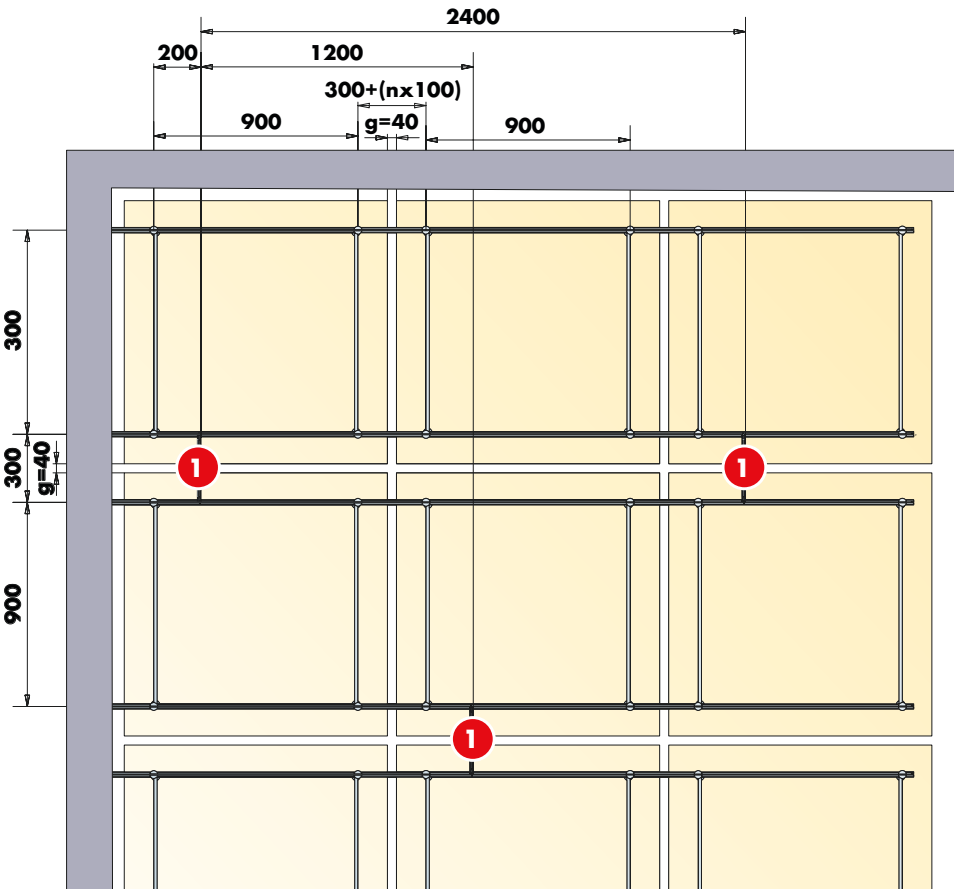


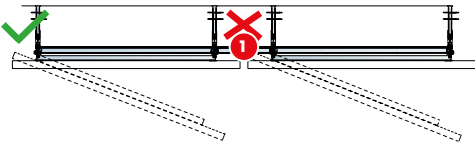
2400x600 with Connect Panel Cross Bar 310



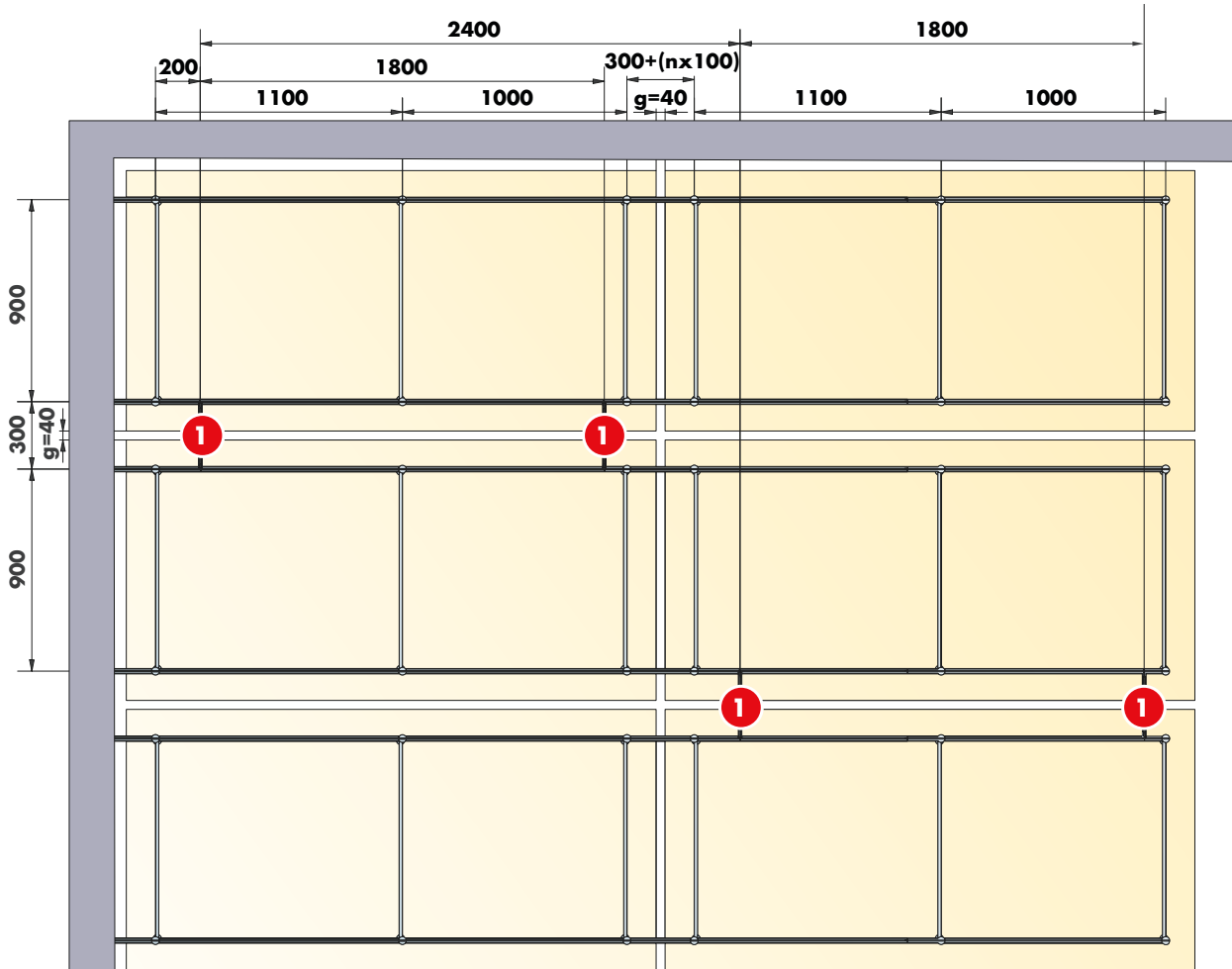


1200x1200 with Connect Panel Cross Bar 910



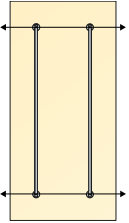
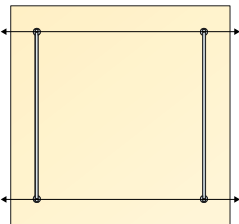
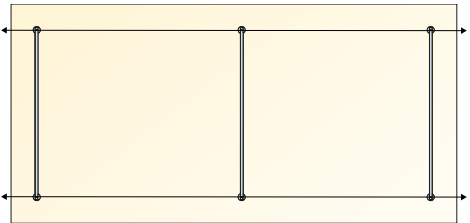


2400x1200 with Connect Panel Cross Bar 910



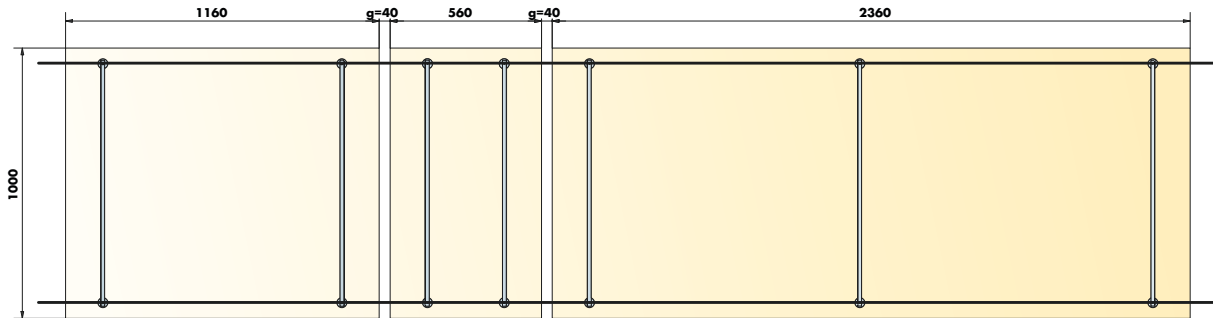
Rows

panel sizes

Modular size, rows	Thickness	Exact size	Direction	Connect Panel Cross Bar	
				Modular length	Exact length
600x1040 mm	40 mm	560x1000 mm		900 mm	910 mm
1200x1040 mm	40 mm	1160x1000 mm		900 mm	910 mm
2400x1040 mm	40 mm	2360x1000 mm		900 mm	910 mm

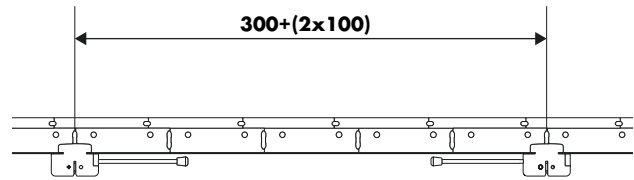
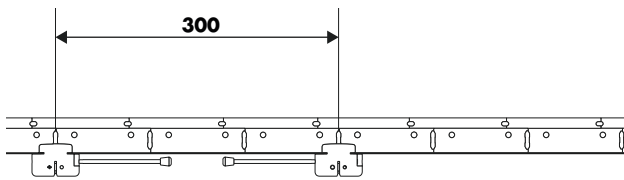
Rows

combination of panels



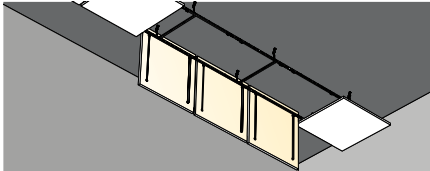
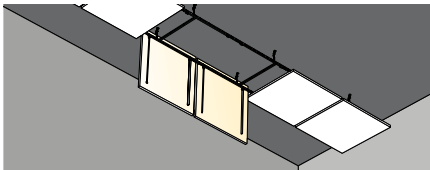
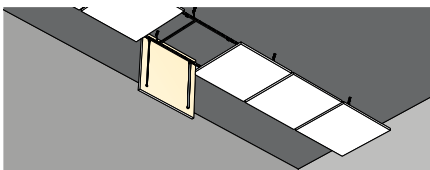
Note:

The gap 40 mm ($g=40$) between panels can be increased by 100 mm ($g+100x_n$) intervals, pre-punched in the Connect Main Runner.



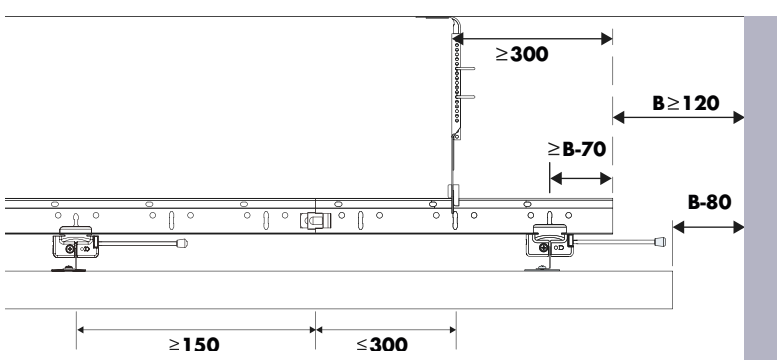
Rows

fold down panels

Modular size, rows	Thickness	Exact size	Connect Panel Cross Bar		Maximum of panels in same line that can be folded down at same time.	
			Modular length	Exact length		
600x1040 mm	40 mm	560x1000 mm	900 mm	910 mm	3	
1200x1040 mm	40 mm	1160x1000 mm	900 mm	910 mm	2	
2400x1040 mm	40 mm	2360x1000 mm	900 mm	910 mm	1	

Rows

how to position hangers



Ecophon®

SAINT-GOBAIN

A SOUND EFFECT ON PEOPLE

Ecophon is the leading supplier of acoustic solutions. We contribute to healthier indoor environments, improving quality of life, wellbeing and working performance. As evolution has adapted the human senses to a life outdoors, our focus is to bring the ideal acoustic environments of nature into our modern indoor spaces. We know they will have a sound effect on people.



The principles guiding our work are grounded in our Swedish heritage, where a human approach and a common responsibility for people's lives and future challenges come naturally.

Ecophon is part of the Saint-Gobain Group, a world leader in sustainable habitat solutions. This is also one of the top 100 industrial groups in the world, constantly innovating to make living spaces more comfortable and cost-efficient. Saint-Gobain offer solutions to the major challenges of energy efficiency and environmental protection. No matter what new needs emerge in the habitat and construction markets, the future is made of Saint-Gobain.



www.ecophon.com