

A UNIVERSE
OF DESIGN
FLEXIBILITY

ECOPHON FOCUS™



Ecophon®
SAINT-GOBAIN

A SOUND EFFECT ON PEOPLE

Contents

04 ABOUT ECOPHON

06 GOOD ACOUSTICS MATTER EVERYWHERE

08 SUSTAINABILITY AS A GUIDING LIGHT

10 A UNIVERSE OF DESIGN FLEXIBILITY WITH ECOPHON FOCUS™

12 ECOPHON FOCUS PRODUCT RANGE


- 16 Focus A
- 16 Focus B
- 17 Focus Ds
- 17 Focus Dg
- 18 Focus D/A
- 18 Focus E
- 19 Focus Ez
- 19 Focus F
- 20 Focus Lp
- 20 Focus SQ
- 21 Focus Levels
- 21 Focus Flexiform A
- 22 Focus Edge 500
- 23 Focus Fixiform E
- 23 Focus Fixiform Ds
- 24 Focus Frieze
- 24 Focus Wing

26 COLOURS AND SURFACES

28 ECOPHON FOCUS OVERVIEW

This publication shows products from Ecophon product range and those of other suppliers. The specifications are intended to provide a general guide to which products are most suitable for the preferences indicated. Technical data is based on results obtained under typical testing conditions or long experience in normal conditions. The specified functions and properties for products and systems are only valid on condition that instructions, installation diagrams, installation guides, maintenance instructions and other stated conditions and recommendations have been taken into consideration and followed. Deviation from this, such as changing specific components or products, will mean that Ecophon cannot be held responsible for the function, consequences and properties of the products. All descriptions, illustrations and dimensions contained in this brochure represent general information and shall not form part of any contract. Ecophon reserves the right to change products without prior notice. We disclaim any liability for misprints. For the latest information go to www.ecophon.in or contact your nearest Ecophon representative.





Sound of nature

IN EVERYDAY LIFE

Saint-Gobain Ecophon contributes to good indoor environments for working, healing and learning. We do this by developing, manufacturing and delivering acoustic products and systems designed around the natural evolution of human hearing – replicating the outdoor sound experience indoors, because that’s just better for people.

Having a sound effect on people, in every way we can, is what we do proudly. That promise makes every one of us a passionate advocate for the importance of room acoustics to people’s wellbeing – whatever the space, activity or need.

Good acoustics

MATTER EVERYWHERE


The importance of acoustics is underappreciated. Sound impacts us in daily life, and the scientific support for improving our indoor sound environments is well-documented.

And what exactly is an ideal indoor sound environment for people? One based on how we experience sound outside. The human auditory sense is naturally adapted to an outdoor environment where there is not any sound reflections from ceilings and walls.

That's why most of what we do at Ecophon is about replicating the acoustic qualities found in nature for indoor environments. We want to optimise indoor spaces to our natural way of hearing, so that speech and sound is easy to hear and understand, when needed, improving performance and wellbeing.

Usually that starts with the ceiling. A wall-to-wall acoustic ceiling is the easiest way to get a large sound-absorbing surface area into a space, and is usually the best way to reduce sound strength, shorten reverberation times, and increase speech clarity and overall hearing comfort.

But for a truly optimal sound environment, you'll also likely need different kinds of sound absorbers placed strategically throughout the space—wall-mounted panels and free-standing dividers are just two examples. In other words, a holistic approach is the best way to reduce the overall sound level and sound propagation in a room. Ecophon is here to help.





Sustainability

AS A GUIDING LIGHT

At Ecophon, sustainability is at the core of who we are and how we work. It's a promise to do better every day, in every way, for our co-workers, customers and partners in all walks of life. It's an approach to innovation that always sides with nature, and that takes its cue from the needs and environments of the people who will ultimately benefit from it. And it's a commitment to take as little as possible to do more than expected, so that future generations get to experience this planet at its life-sustaining best.

We are proud that all our products are united by their sustainability-driven origins. That applies to the materials we choose, but also to everything from the clean energy we use in our production facilities to the transparency, traceability and accountability embedded in every stage of product and service development, from idea to innovation. This is what makes us reach an industry-low carbon footprint. Because credible sustainability demands a holistic effort that leaves no challenge unaddressed, no opportunity unexplored. And fulfills the promise that ultimately drives all of us at Ecophon – to have a sound effect on people.



ecophon FOCUS™

A UNIVERSE OF DESIGN FLEXIBILITY

Ecophon Focus™ is our most comprehensive system family and supports a range of opportunities through different edge designs, forms, levels and installation options.

- Absorption class A
- 10 different edge options in addition to 6 unique solutions
- Premium surface with superior quality and a matte look

Focus is a great choice for cellular offices, corridors, receptions, entrance halls, waiting rooms, team work spaces and other public areas where visual appeal and sound quality are equally important.

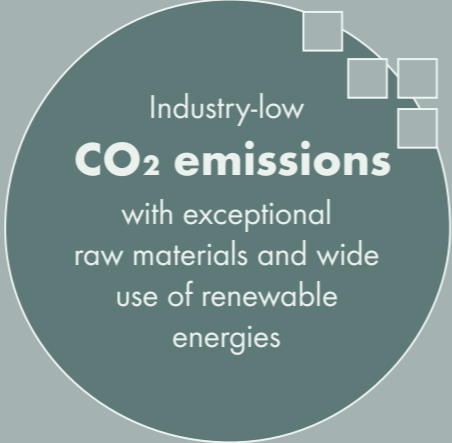
The Focus family includes panels that can be fixed directly to soffit. That gives you options for spaces that might seem challenging or impossible to improve acoustically, such as stairwells, basements and spaces with low ceiling height.



Minimum

51%

post-consumer recycled
content



ECOPHON FOCUS™ PRODUCT RANGE

Focus is suspended wall-to-wall ceilings with excellent acoustic properties, appealing looks and the flexibility to suit every need make the Focus family the perfect toolbox.

The Focus family includes six unique complementary solutions for level changes, wall endings and free-hanging ceilings. They are designed to give the

ceiling an integrated appearance that enhances the overall aesthetic appeal.

Focus Levels gives you still more design options. With Levels, you combine a variety of panel thicknesses and sizes to give a ceiling or wall its own uniquely staggered look and feel.

FOCUS A

- 600x600x20
- 1200x600x20
- 1200x1200x20
- 1600x600x20
- 1800x600x20
- 2000x600x20
- 2400x600x20



FOCUS B

- 600x600x20
- 1200x600x20



FOCUS Ds

- 600x600x20
- 1200x600x20
- 1200x1200x20
- 1600x600x20
- 1800x600x20
- 2000x600x20
- 2400x600x20



FOCUS Dg

- 600x600x20
- 1200x600x20
- 1200x1200x25
- 1600x600x20
- 1800x600x20
- 2000x600x20
- 2400x600x20



FOCUS D/A

- 1720x600x20
- 2000x600x20
- 2400x600x20



FOCUS E

- 600x600x20
- 1200x600x20
- 1200x1200x20
- 1600x600x20
- 1800x600x20
- 2000x600x20
- 2400x600x20



FOCUS Ez

- 600x600x40



FOCUS F

- 600x600x20
- 1200x600x20



FOCUS Lp

- 600x150x20
- 600x300x20
- 600x600x20
- 1200x150x20
- 1200x300x20
- 1200x600x20
- 1800x600x20



FOCUS SQ

- 600x600x20
- 1200x600x20



FOCUS LEVELS

- 600x600x20
- 1200x600x20
- 1200x300x20
- 600x600x30
- 1200x600x30
- 1200x300x30
- 600x600x40
- 1200x300x40



FOCUS FLEXIFORM A

- 1200x600x30
- 1600x600x30
- 2000x600x30
- 2400x600x30



FOCUS FIXIFORM E

1200x600x20



FOCUS FIXIFORM Ds

1200x600x20
1500x600x20
1900x600x20
2300x600x20



FOCUS FRIEZE

2400x600x20



FOCUS EDGE 500

600x600x20
1200x600x20
1200x1200x20
1200x1200x25



FOCUS WING

600x200x50
1200x200x50


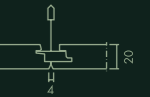




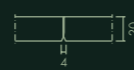
FOCUS A
Visible grid system and easy demountable tiles. Available in many formats.



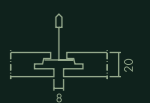
FOCUS D_s
Bevelled edges that generates a discreet groove between the tiles. Concealed grid system.



FOCUS B
For direct fixing with glue, ideal for installations that require minimum depth of system.

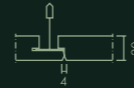


FOCUS D_g
Unique edge design with concealed support edges and a floating appearance.


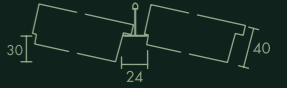




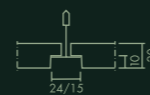
FOCUS D/A
For corridors and bandrastrer solutions. Long panels with a concealed grid system.



FOCUS E_z
With support edges in different levels enabling a tilted appearance and unique designs.



FOCUS E
Recessed visible grid system creating a shadow effect on the edge. Easily demountable tiles.

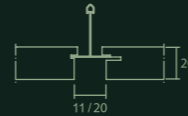


FOCUS F
For direct fixing with screws, ideal for installations that require minimum depth of system.







FOCUS Lp
A patented system designed to create long rows in the ceiling, highlighting a specific direction in the room.



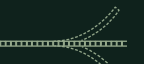
FOCUS LEVELS
Different panel thicknesses within the system for creating unique patterns on walls and ceilings.



FOCUS SQ
For direct fixing with glue. Installed with a gap between each tile.



FOCUS FLEXIFORM A
Flexible panels that can be shaped into concave or convex forms.

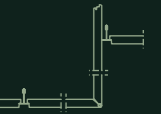




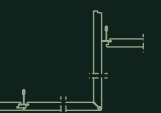
FOCUS EDGE 500
Edge profile for island installations. Profile in extruded aluminium and corners in cast zinc.



FOCUS FIXIFORM E
Foldable tiles for smooth transitions where there are level shiftings in the ceiling.




FOCUS FIXIFORM Ds
Foldable tiles for smooth transitions where there are level shiftings in the ceiling.

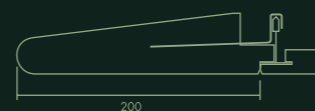





FOCUS FRIEZE
End panels for creating a smooth transition between the ceiling and the wall.



FOCUS WING
Wing shaped absorbers for free hanging suspended ceilings.






GRID COLOURS

- 15 colour options for grids
- Create your own design
- Closest Akutex FT match creates subtle pattern and mixing FT colours gives more design effect

An acoustic ceiling is often the largest continuous surface in a room. It will affect not only the entire look and feel of the interior, but also the end-users' wellbeing.



COLOURS AND SURFACES

AKUTEX™ FT

The Akutex label guarantees that the product carrying it has a superior surface technology. Our research and development will always focus on visual aspects, acoustic properties, working environment, architectural trends and environmental aspects. This ensures that Akutex is always one step ahead.



WHITE FROST | Light reflectance 85%.
Nearest NCS colour sample S 0500-N.
Grid colour NCS S 1000-N.



OCEAN STORM | Light reflectance 24%.
Nearest NCS colour sample S 4020-R90B.
Grid colour NCS S 4010-R90B.



MORNING DRIZZLE | Light reflectance 69%.
Nearest NCS colour sample S 1002-B.



VOLCANIC ASH | Light reflectance 56%.
Nearest NCS colour sample 2002-Y.



MOONLIGHT SKY | Light reflectance 7%.
Nearest NCS colour sample S 7020-R90B.
Grid colour NCS S 7010-R90B.



CLOUDY DAY | Light reflectance 62%.
Nearest NCS colour sample S 1500-N.




SILVER STONE | Light reflectance 29%.
Nearest NCS colour sample S 4502-Y.



GOLDEN FIELD | Light reflectance 61%.
Nearest NCS colour sample S 1040-G90Y.



PEACH ROSE | Light reflectance 55%.
Nearest NCS colour sample S 1515-Y80R.
Grid colour NCS S 1510-Y80R.



SILK SLATE | Light reflectance 13%.
Nearest NCS colour sample S 7000-N.
Grid colour NCS S 6500-N.



SUNSET HEAT | Light reflectance 20%.
Nearest NCS colour sample S 2070-Y60R.



HIGHLAND FOG | Light reflectance 55%.
Nearest NCS colour sample S 2005-G.
Grid colour NCS S 2005-G20Y.



GOJI BERRY | Light reflectance 27%.
Nearest NCS colour sample S 3030-Y80R.
Grid colour NCS S 3030-Y80R.



RUBY ROCK | Light reflectance 7%.
Nearest NCS colour sample S 4050-R10B.



SAGE GARDEN | Light reflectance 40%.
Nearest NCS colour sample S 3010-B30G.
Grid colour NCS S 3010-B30G.



SILENT STEAM | Light reflectance 45%.
Nearest NCS colour sample S 2010-B.
Grid colour NCS S 2005-R90B.



EUCALYPTUS LEAF | Light reflectance 23%.
Nearest NCS colour sample S 5010-B30G.
Grid colour NCS S 5010-B30G.



FRESH CLOVER | Light reflectance 35%.
Nearest NCS colour sample S 3020-G40Y.
Grid colour NCS S 3020-G40Y.



SCALLOP SHELLS | Light reflectance 76%.
Nearest NCS colour sample S 0804-Y50R.
Grid colour NCS S 0603-Y60R.



SUMMER FOREST | Light reflectance 10%.
Nearest NCS colour sample S 6030-G10Y.
Grid colour NCS S 6030-G10Y.



WET SAND | Light reflectance 35%.
Nearest NCS colour sample S 3020-Y30R.
Grid colour NCS S 3020-Y40R.


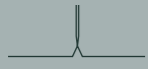
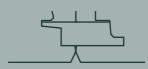










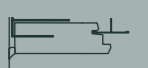





DARK DIAMOND | Light reflectance 4%.
Nearest NCS colour sample S 9000-N.
Grid colour NCS S 8000-N.

NOTE

Colours may vary slightly between different production batches. Reproduction of colours vary between print and reality.

ECOPHON FOCUS OVERVIEW

Edge design	Product	Absorption class	Connect grid	Sizes (mm)	Possible combinations
	Ecophon Focus A	A	T15 / T24	600x600x20, 1200x600x20, 1200x1200x20, 1600x600x20, 1800x600x20, 2000x600x20, 2400x600x20	Ecophon Focus Flexiform A Ecophon Focus Frieze
	Ecophon Focus B	C	Direct fixing	600x600x20 1200x600x20	
	Ecophon Focus Ds	A	T24	600x600x20, 1200x600x20, 1200x1200x20, 1600x600x20, 1800x600x20, 2000x600x20, 2400x600x20	Ecophon Focus Edge 500 Ecophon Focus Fixiform Ds Ecophon Focus Frieze Ecophon Focus Wing
	Ecophon Focus Dg	A	T24	600x600x20, 1200x600x20, 1200x1200x25, 1600x600x20, 1800x600x20, 2000x600x20, 2400x600x20	Ecophon Focus Edge 500 Ecophon Focus Frieze
	Ecophon Focus D/A	A	T24 Bandraster	1720x600x20, 2000x600x20, 2400x600x20	
	Ecophon Focus E	A	T15 / T24	600x600x20, 1200x600x20, 1200x1200x20, 1600x600x20, 1800x600x20, 2000x600x20, 2400x600x20	Ecophon Focus Edge 500 Ecophon Focus Fixiform E Ecophon Focus Frieze Ecophon Focus Wing
	Ecophon Focus Ez	A	T24	600x600x40	
	Ecophon Focus F	A	Direct fixing	600x600x20, 1200x600x20	
	Ecophon Focus Lp	A	T24	600x150x20, 600x300x20, 600x600x20 1200x150x20, 1200x300x20, 1200x600x20 1800x600x20	
	Ecophon Focus SQ	C	Direct fixing	600x600x20, 1200x600x20	
	Ecophon Focus Levels	Up to A	Direct fixing, ceiling and wall	600x600x20, 1200x600x20, 1200x300x20, 600x600x30, 1200x600x30, 1200x300x30, 600x600x40, 1200x600x40, 1200x300x40	
	Ecophon Focus Flexiform A	A	T24	1200x600x30, 1600x600x30, 2000x600x30, 2400x600x30	Ecophon Focus A
	Ecophon Focus Fixiform E	A	T24	1200x600x20	Ecophon Focus E
	Ecophon Focus Fixiform Ds	A	T24	1200x600x20, 1500x600x20, 1900x600x20, 2300x600x20	Ecophon Focus Ds
	Ecophon Focus Frieze	A	T24	2400x600x20	Ecophon Focus A Ecophon Focus Ds Ecophon Focus Dg Ecophon Focus E
	Ecophon Focus Edge 500		T24	600x600x20, 1200x600x20, 1200x1200x20 1200x1200x25	Ecophon Focus Ds Ecophon Focus Dg Ecophon Focus E
	Ecophon Focus Wing	A	T24	600x200x50, 1200x200x50	Ecophon Focus Ds Ecophon Focus E



Ecophon Focus panels contribute to a healthy indoor environment with superior acoustic absorption, low VOC emissions in line with the strictest requirements, and a full chemical transparency with verified Health Product Declarations. The low environmental footprint of our Focus panels is third-party verified in Environmental Product Declarations.

The products do not contribute to fire and the glass wool core of the Focus tiles is tested and classified as non-combustible according to EN ISO 1182. Fire classification according to EN 13501-1, see Technical Properties on respectively product.

NOTE
More product and system information such as installation help and sustainability documentation can be found at www.ecophon.in

Ecophon is the leading supplier of solutions for indoor acoustic environments that improve working performance, wellbeing and quality of life.

The principles guiding our work are grounded in our Swedish heritage, where a human approach and a common responsibility for people's lives and future challenges come naturally. Ecophon is part of the Saint-Gobain Group, a world leader in sustainable habitat solutions that balance the need for comfort and cost-effectiveness with energy efficiency and environmental responsibility.



– making the world
a better home.



Ecophon[®]
SAINT-GOBAIN

A SOUND EFFECT ON PEOPLE