

# Ecophon Solo™ Square


Solo Square is a free hanging unit, offering high level design possibilities. Three different suspension systems offer opportunities to create several layers and angles. Suitable when the room volume should be maintained or when it's not possible to install a wall-to-wall ceiling.




Impol Papier, Bardo (Dolnośląskie), Poland

## SYSTEM RANGE


<input type="checkbox"/>	Size, mm	1200x1200
	Special Fixing	•
	Thickness (THK)	40
	Inst. Diagr.	M402, M507



Solo Square



Solo panel



Suspension with Connect Adjustable wire hanger and Connect Absorber anchor



Suspension with Connect Absorber bracket and Connect Absorber anchor



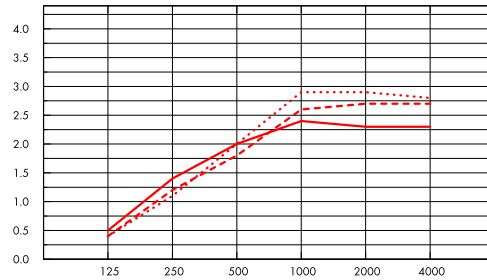
## Acoustic

The values in the diagram refer to a single unit. If the units are arranged in a cluster with distances between units less than 0,5 meters, the Aeq per unit will be slightly reduced.

## Sound Absorption:

Test results according to EN ISO 354.

A<sub>eq</sub> Equivalent absorption area per unit (m<sup>2</sup> sabin)



- Solo Square 1200x1200, 200 mm o.d.s.
  - - - Solo Square 1200x1200, 400 mm o.d.s.
  - ... Solo Square 1200x1200, 1000 mm o.d.s.
- o.d.s = overall depth of system

THK mm	o.d.s. mm	A <sub>eq</sub> Equivalent absorption area per unit (m <sup>2</sup> sabin)					
		125 Hz	250 Hz	500 Hz	1000 Hz	2000 Hz	4000 Hz
40	200	0.5	1.4	2.0	2.4	2.3	2.3
40	400	0.4	1.2	1.8	2.6	2.7	2.7
40	1000	0.4	1.1	2.0	2.9	2.9	2.8



## Indoor Air Quality

Certificate / Label	All Products
Eurofins Indoor Air Comfort®	IAC Gold
French VOC	A+
Finnish M1	•



## Cradle to Cradle Certified®



This product is Cradle to Cradle Certified® at Bronze level (version 4.0).



## Material Health

This product has received a C2C Certified Material Health Certificate™ at the Silver level (standard version 4.0). The C2C Certified Material Health Certificate™ is a verification of the health and safety of a product's composition using the Material Health requirements of the Cradle-to-Cradle Certified Product Standard.



## Environmental Footprint

	kg CO <sub>2</sub> equiv/m <sup>2</sup>
Solo Square	9,37

Life-cycle stages A1 to C4 from EPD, in conformity with ISO 14025 / EN 15804



## Circularity

Minimum post-consumer recycled content	57%
Recyclability	Fully recyclable



## Fire safety

Country	Fire standard	Class
Europe	EN 13501-1	A2-s1,d0

The glass wool core of the tiles is tested and classified as non-combustible according to EN ISO 1182.



## Humidity Resistance

Class C, relative humidity 95% and 30°C, according to EN 13964:2014



## Visual appearance

White Frost, nearest NCS colour sample S 0500-N, 85% light reflectance. Gloss < 1.



## Cleanability

Daily dusting and vacuum cleaning. Weekly wet wiping.



## Accessibility

The tiles are demountable.



## Installation

Installed according to installation diagrams, installation guides and drawing aid. For information regarding minimum overall depth of system see quantity specification.



## System weight

Approximately 6.5 kg (4.5 kg/m<sup>2</sup>).



## Mechanical properties

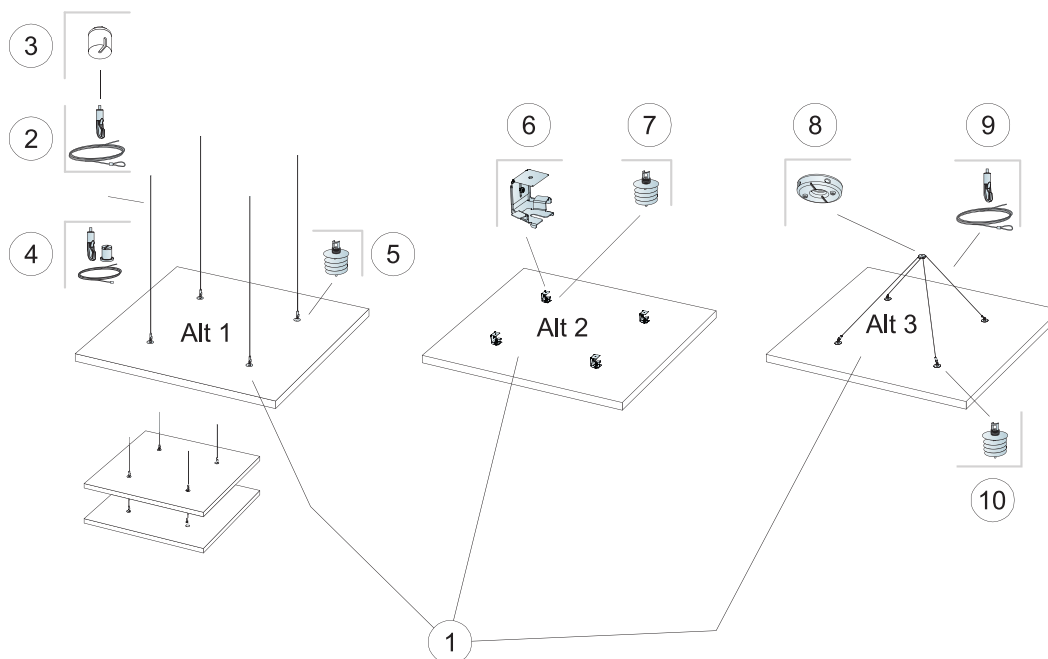
The tile can take both point loads and distributed loads. See Functional demands, Mechanical properties at [www.ecophon.com](http://www.ecophon.com).



## CE

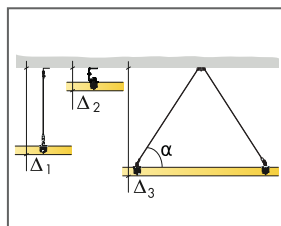
Ecophon ceiling systems are CE marked according to the European harmonized standard EN 13964:2014. CE marked construction products are covered by a Declaration of Performance (DOP) which enables customers and users to easily compare performance of products available on the European market.

INSTALLATION DIAGRAM (M402) FOR ECOPHON SOLO SQUARE

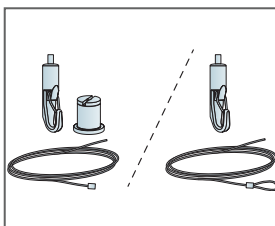


QUANTITY SPECIFICATION (EXCL. WASTAGE)

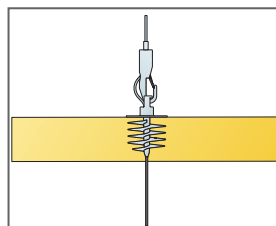
		Size, mm
		1200x1200
1	Solo Square	1,44m <sup>2</sup> /panel
2	Connect Adjustable wire hanger (Alt 1)	4/panel
3	Connect Covering cup (Alt 1, Optional)	4/panel
4	Connect Adjustable wire kit (Alt 1, Optional)	4/panel
5	Connect Absorber anchor (Alt 1)	4/panel
6	Connect Absorber bracket (Alt 2)	4/panel
7	Connect Absorber anchor (Alt 2)	4/panel
8	Connect One-point fixing (Alt 3)	1/panel
9	Connect Adjustable wire hanger (Alt 3)	2/panel
10	Connect Absorber anchor (Alt 3)	4/panel
Δ Min. overall depth of system: Δ1 140 mm / Δ2 90 mm / Δ3 500 mm		-



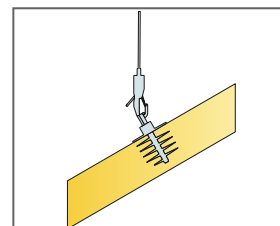
See Quantity specification



Two types of Adjustable wire solutions



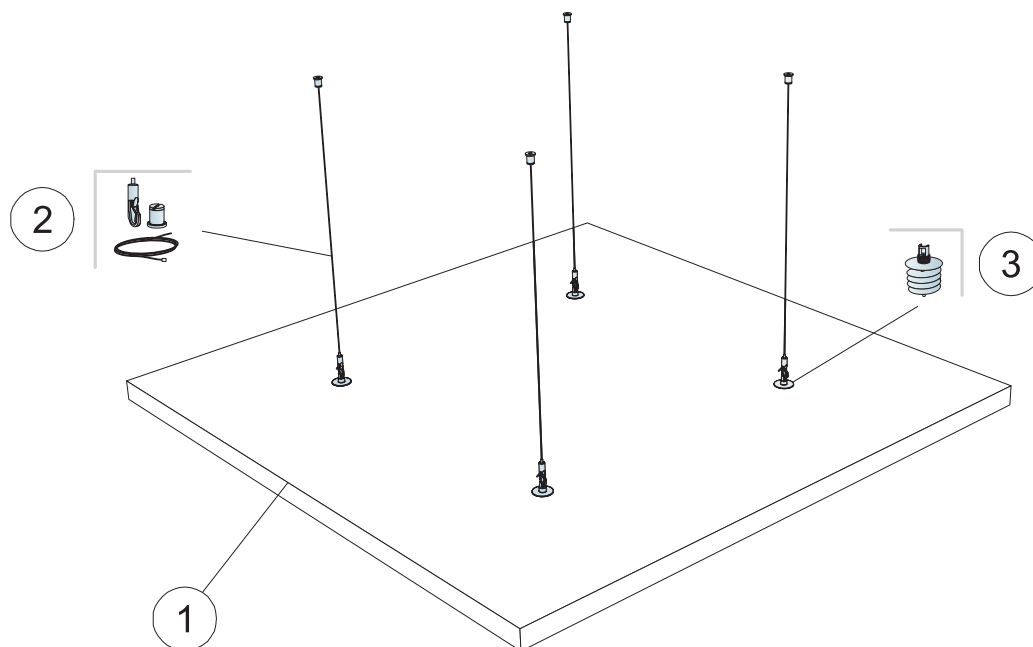
Panels can be suspended underneath each other



Panels can be installed in angles

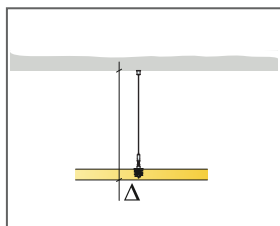


INSTALLATION DIAGRAM (M507) FOR ECOPHON SOLO SQUARE KIT

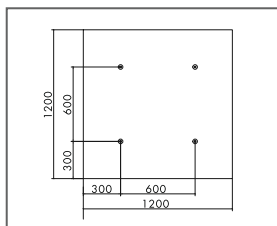


QUANTITY SPECIFICATION (EXCL. WASTAGE)

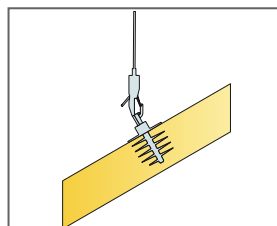
		Size, mm
		1200x1200
1	Solo Square Kit	1,44m <sup>2</sup> /panel
2	Connect Adjustable wire kit (included)	-
3	Connect Absorber anchor (included)	-
Δ Min. overall depth of system: Δ 140 mm		-
To install Connect Absorber Anchor, use Connect Absorber Anchor Bit.		-



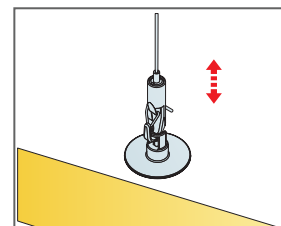
See Quantity specification



Suspension with absorber anchor, format 1200 x 1200



Panels can be installed in angles



Easily adjustable suspension with Connect Adjustable wire hanger

# Ecophon Solo™ Rectangle


Solo Rectangle is a free hanging unit, offering high level design possibilities. Three different suspension systems offer opportunities to create several layers and angles. Suitable when the room volume should be maintained or when it's not possible to install a wall-to-wall ceiling.




M30 Architects, Oisterwijk, Netherlands

## SYSTEM RANGE

	Size, mm	1200x600	1800x1200	2400x600	2400x1200	3000x1200
	Special Fixing	•	•	•	•	•
	Thickness (THK)	40	40	40	40	40
	Inst. Diag.	M637	M404, M506	M405	M406, M407, M506	M408



Solo Rectangle



Solo panel



Suspension with Connect Adjustable wire hanger and Connect Absorber anchor



Suspension with Connect Absorber bracket and Connect Absorber anchor



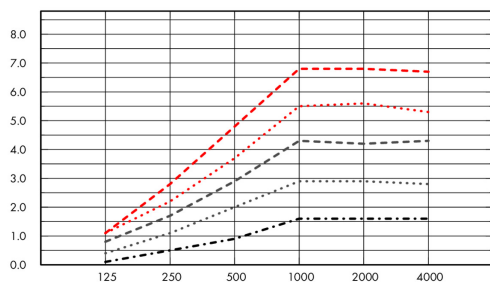
## Acoustic

The values in the diagram refer to a single unit. If the units are arranged in a cluster with distances between units less than 0,5 meters, the Aeq per unit will be slightly reduced.

## Sound Absorption:

Test results according to EN ISO 354.

$A_{eq}$ , Equivalent absorption area per unit ( $m^2$  sabin)



--- Solo Rectangle 2400x1200, 1000 mm o.d.s.

--- Solo Rectangle 1800x1200, 1000 mm o.d.s.

--- Solo Rectangle 2400x600, 1000 mm o.d.s.

--- Solo Rectangle 3000x1200, 1000 mm o.d.s.

--- Solo Rectangle 1200x600, 1000 mm o.d.s.

o.d.s = overall depth of system

Frequency Hz

	THK mm	o.d.s. mm	$A_{eq}$ , Equivalent absorption area per unit ( $m^2$ sabin)					
			125 Hz	250 Hz	500 Hz	1000 Hz	2000 Hz	4000 Hz
2400x1200	40	200	1.3	2.8	3.5	4.1	4.1	3.9
2400x1200	40	400	1.2	2.4	3.3	4.7	4.9	4.7
2400x1200	40	1000	1.1	2.2	3.7	5.5	5.6	5.3
1800x1200	40	200	0.6	2.0	2.9	3.4	3.3	3.1
1800x1200	40	400	0.8	1.9	2.6	3.7	3.7	3.6
1800x1200	40	1000	0.8	1.7	2.9	4.3	4.2	4.3
2400x600	40	200	0.5	1.4	2.0	2.4	2.3	2.3
2400x600	40	400	0.4	1.2	1.8	2.6	2.7	2.7
2400x600	40	1000	0.4	1.1	2.0	2.9	2.9	2.8
3000x1200	40	200	1.1	3.3	4.4	5.1	5.1	5.0
3000x1200	40	400	1.2	3.0	4.2	5.8	5.8	5.7
3000x1200	40	1000	1.1	2.8	4.8	6.8	6.8	6.7
1200x600	40	200	0.1	0.7	1.0	1.3	1.3	1.4
1200x600	40	400	0.2	0.5	0.9	1.4	1.5	1.6
1200x600	40	1000	0.1	0.5	0.9	1.6	1.6	1.6



## Indoor Air Quality

Certificate / Label	All Products
Eurofins Indoor Air Comfort®	IAC Gold
French VOC	A+
Finnish M1	•





## Cradle to Cradle Certified®



This product is Cradle to Cradle Certified® at Bronze level (version 4.0).



### Material Health

This product has received a C2C Certified Material Health Certificate™ at the Silver level (standard version 4.0). The C2C Certified Material Health Certificate™ is a verification of the health and safety of a product's composition using the Material Health requirements of the Cradle-to-Cradle Certified Product Standard.



### Environmental Footprint

	kg CO <sub>2</sub> equiv/m <sup>2</sup>	Life-cycle stages A1 to C4 from EPD, in conformity with ISO 14025 / EN 15804
Solo Rectangle	9,12	



### Circularity

Minimum post-consumer recycled content	57%
Recyclability	Fully recyclable



### Fire safety

Country	Fire standard	Class	The glass wool core of the tiles is tested and classified as non-combustible according to EN ISO 1182.
Europe	EN 13501-1	A2-s1,d0	



### Humidity Resistance

Class C, relative humidity 95% and 30°C, according to EN 13964:2014



### Visual appearance

White Frost, nearest NCS colour sample S 0500-N, 85% light reflectance. Gloss < 1.



### Cleanability

Daily dusting and vacuum cleaning. Weekly wet wiping.



### Accessibility

The tiles are demountable.



### Installation

Installed according to installation diagrams, installation guides and drawing aid. For information regarding minimum overall depth of system see quantity specification.



### System weight

Approximately 6,5-17,5 kg.



### **Mechanical properties**

---

The tile can take both point loads and distributed loads. See Functional demands, Mechanical properties at [www.ecophon.com](http://www.ecophon.com).

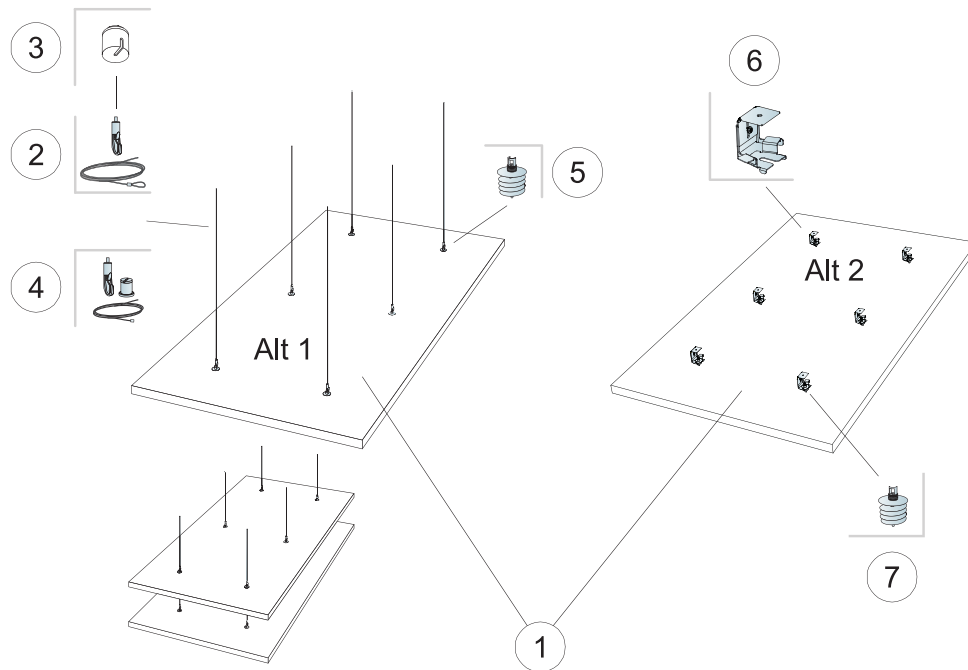


### **CE**

---

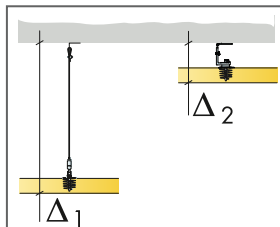
Ecophon ceiling systems are CE marked according to the European harmonized standard EN13964:2014. CE marked construction products are covered by a Declaration of Performance (DOP) which enables customers and users to easily compare performance of products available on the European market.

INSTALLATION DIAGRAM (M404) FOR ECOPHON SOLO RECTANGLE 1800X1200

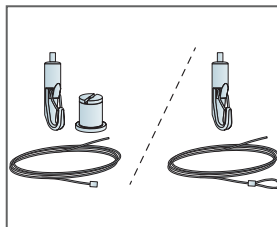


QUANTITY SPECIFICATION (EXCL. WASTAGE)

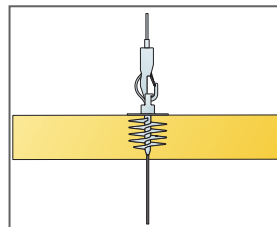
		Size, mm
		1800x1200
1	Solo Rectangle	2,16m <sup>2</sup> /panel
2	Connect Adjustable wire hanger (Alt 1)	6/panel
3	Connect Covering cup (Alt 1, Optional)	6/panel
4	Connect Adjustable wire kit (Alt 1, Optional)	6/panel
5	Connect Absorber anchor (Alt 1)	6/panel
6	Connect Absorber bracket (Alt 2)	6/panel
7	Connect Absorber anchor (Alt 2)	6/panel
Δ Min. overall depth of system: Δ1 140 mm / Δ2 90 mm		-



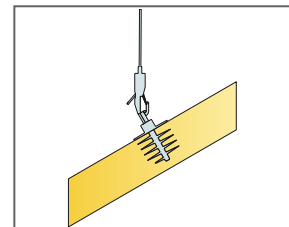
See Quantity specification



Two types of Adjustable wire solutions

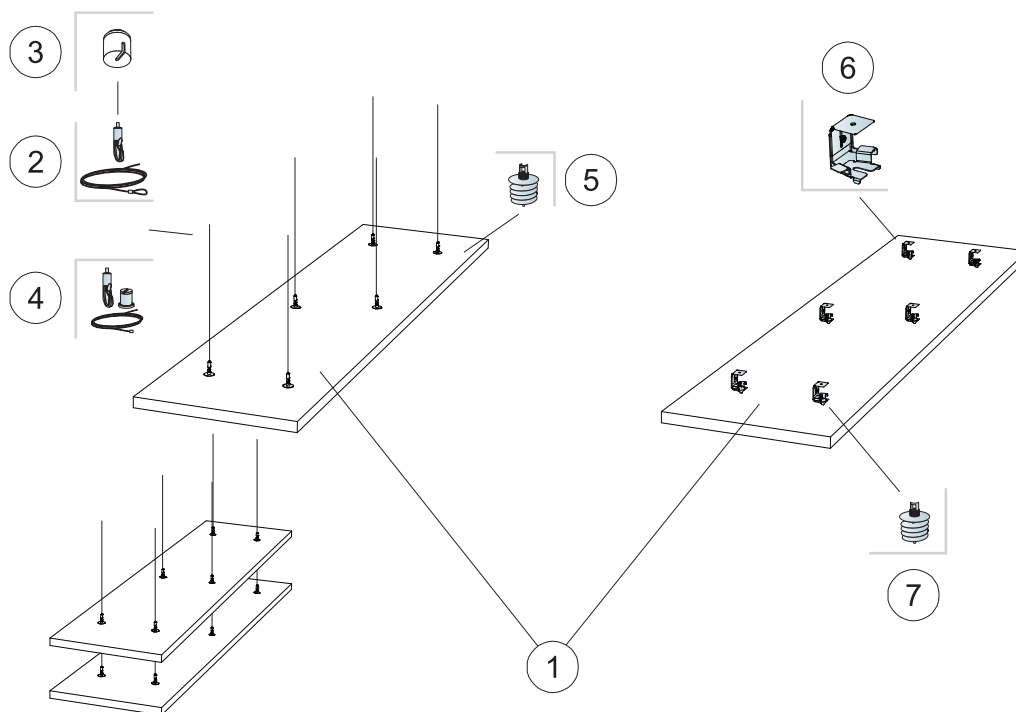


Panels can be suspended underneath each other



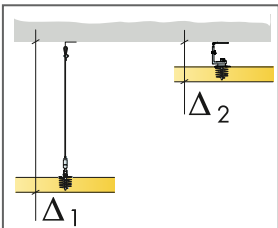
Panels can be installed in angles

INSTALLATION DIAGRAM (M405) FOR ECOPHON SOLO RECTANGLE 2400X600

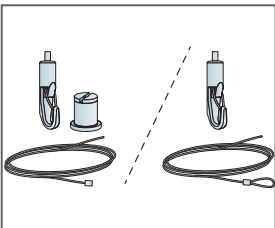


QUANTITY SPECIFICATION (EXCL. WASTAGE)

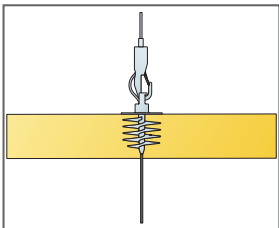
		Size, mm
		2400x600
1	Solo Rectangle	1,44m <sup>2</sup> /panel
2	Connect Adjustable wire hanger (Alt 1)	6/panel
3	Connect Covering cup (Alt 1, Optional)	6/panel
4	Connect Adjustable wire kit (Alt 1, Optional)	6/panel
5	Connect Absorber anchor (Alt 1)	6/panel
6	Connect Absorber bracket (Alt 2)	6/panel
7	Connect Absorber anchor (Alt 2)	6/panel
Δ Min. overall depth of system: Δ1 140 mm / Δ2 90 mm		-



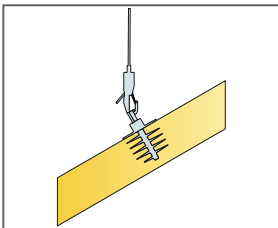
See Quantity specification



Two types of Adjustable wire solutions

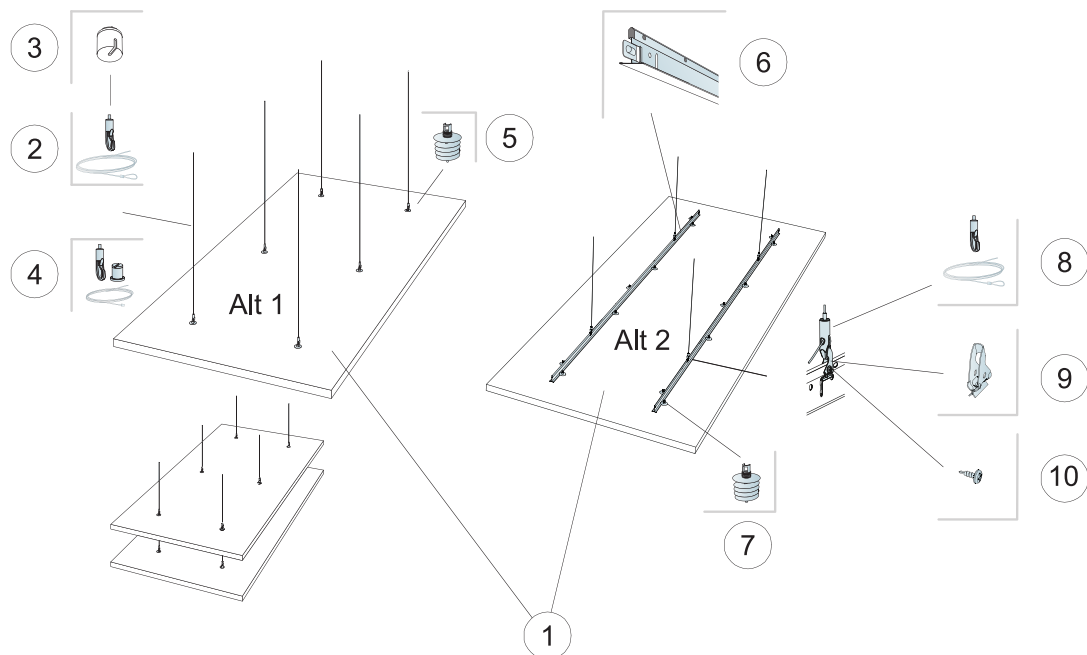


Panels can be suspended underneath each other



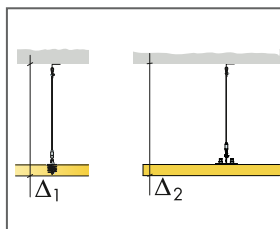
Panels can be installed in angles

INSTALLATION DIAGRAM (M406) FOR ECOPHON SOLO RECTANGLE 2400X1200

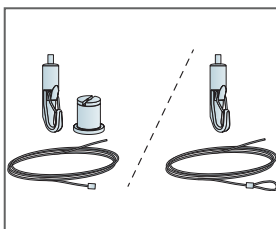


QUANTITY SPECIFICATION (EXCL. WASTAGE)

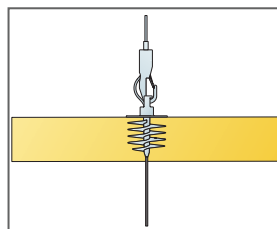
		Size, mm
		2400x1200
1	Solo Rectangle	2,88m <sup>2</sup> /panel
2	Connect Adjustable wire hanger (Alt 1)	6/panel
3	Connect Covering cup (Alt 1, Optional)	6/panel
4	Connect Adjustable wire kit (Alt 1, Optional)	6/panel
5	Connect Absorber anchor (Alt 1)	6/panel
6	Connect T24 Main runner (Alt 2)	2/panel
7	Connect Absorber anchor (Alt 2)	14/panel
8	Connect Adjustable wire hanger (Alt 2)	4/panel
9	Connect Hanger Clip (Alt 2)	4/panel
10	Connect Installation screw BR (Alt 2)	4/panel
Δ Min. overall depth of system: Δ1 140 mm / Δ2 200 mm		-



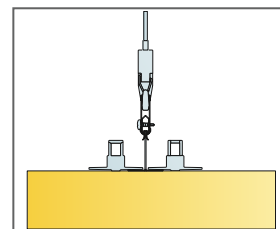
See Quantity specification



Two types of Adjustable wire solutions



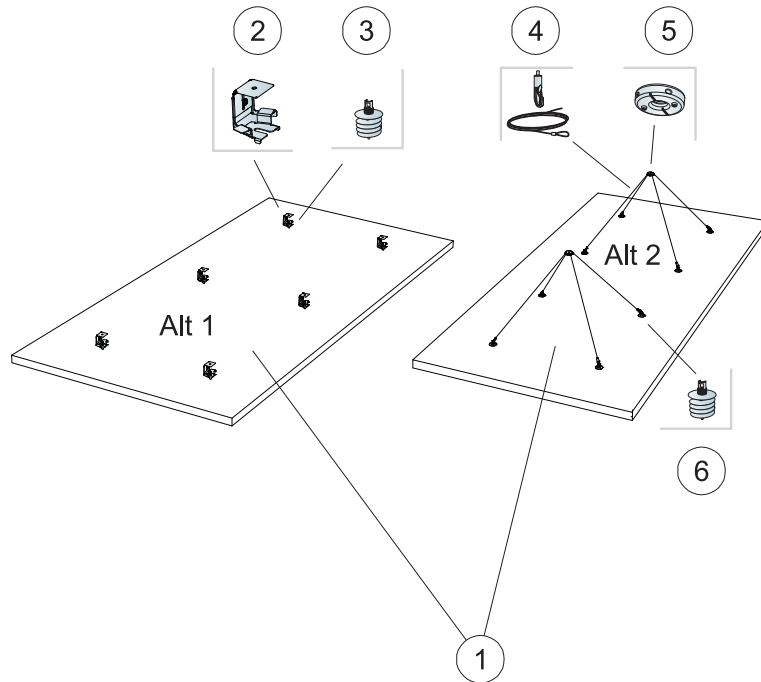
Panels can be suspended underneath each other



Installation with T24 Main runner

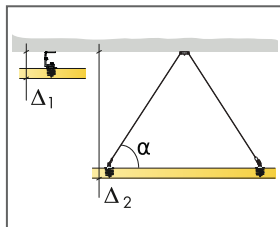


INSTALLATION DIAGRAM (M407) FOR ECOPHON SOLO RECTANGLE 2400X1200

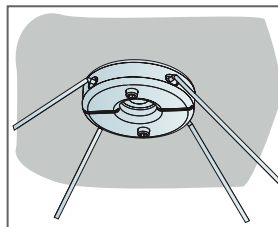


QUANTITY SPECIFICATION (EXCL. WASTAGE)

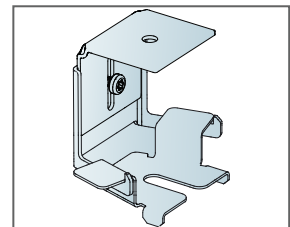
		Size, mm
		2400x1200
1	Solo Rectangle	2,88m <sup>2</sup> /panel
2	Connect Absorber bracket (Alt 1)	6/panel
3	Connect Absorber anchor (Alt 1)	6/panel
4	Connect Adjustable wire hanger (Alt 2)	4/panel
5	Connect One-point fixing (Alt 2)	2/panel
6	Connect Absorber anchor (Alt 2)	8/panel
$\Delta$ Min, overall depth of system: $\Delta 1$ 90 mm / $\Delta 2$ 500 mm		-



See Quantity specification

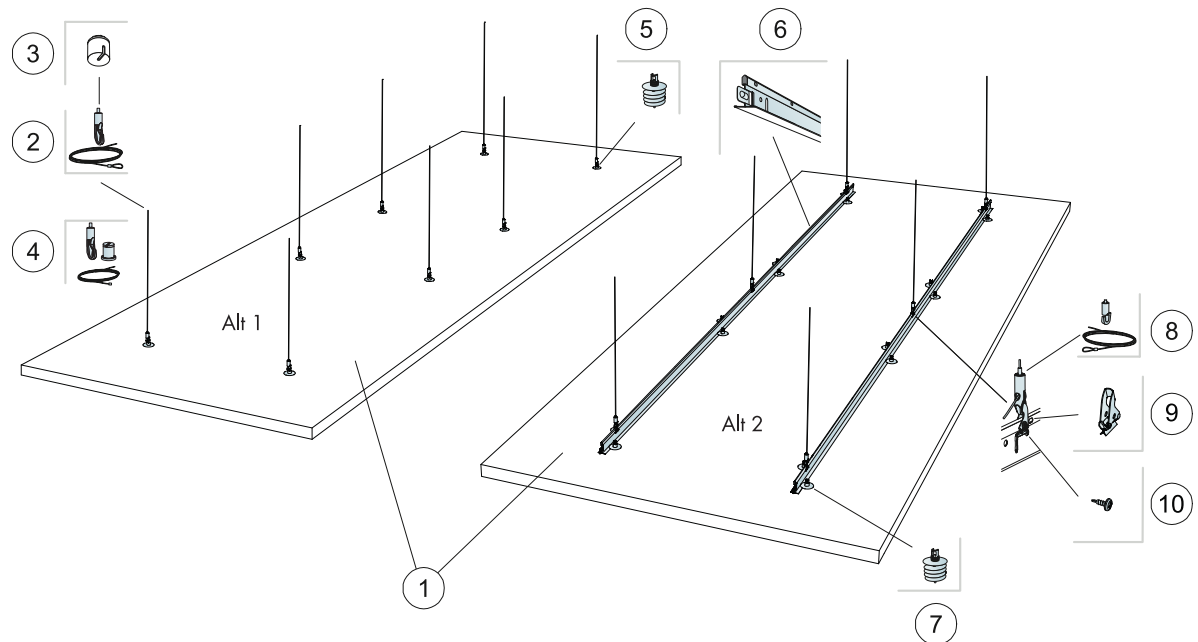


Detail of One-point fixing



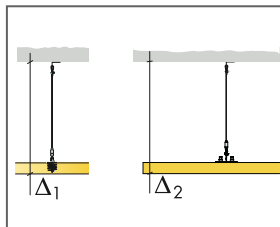
Details of Absorber bracket. Overall depth of system between 90-130mm

INSTALLATION DIAGRAM (M408) FOR ECOPHON SOLO RECTANGLE 3000X1200

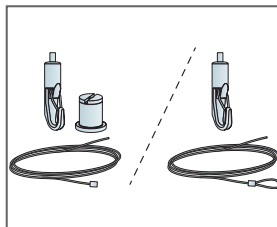


QUANTITY SPECIFICATION (EXCL. WASTAGE)

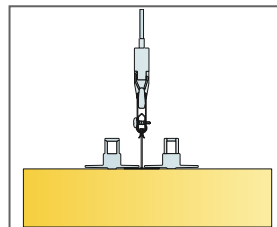
		Size, mm
		3000x1200
1	Solo Rectangle	3,6m <sup>2</sup> /panel
2	Connect Adjustable wire hanger (Alt 1)	8/panel
3	Connect Covering cup (Alt 1, Optional)	8/panel
4	Connect Adjustable wire kit (Alt 1, Optional)	8/panel
5	Connect Absorber anchor (Alt 1)	8/panel
6	Connect T24 Main runner (Alt 2)	2/panel
7	Connect Absorber anchor (Alt 2)	16/panel
8	Connect Adjustable wire hanger (Alt 2)	6/panel
9	Connect Hanger Clip (Alt 2)	6/panel
10	Connect Installation screw BR (Alt 2)	6/panel
Δ Min. overall depth of system: Δ1 140 mm / Δ2 200 mm		-



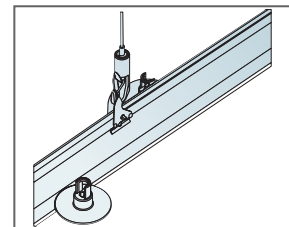
See Quantity specification



Two types of Adjustable wire solutions

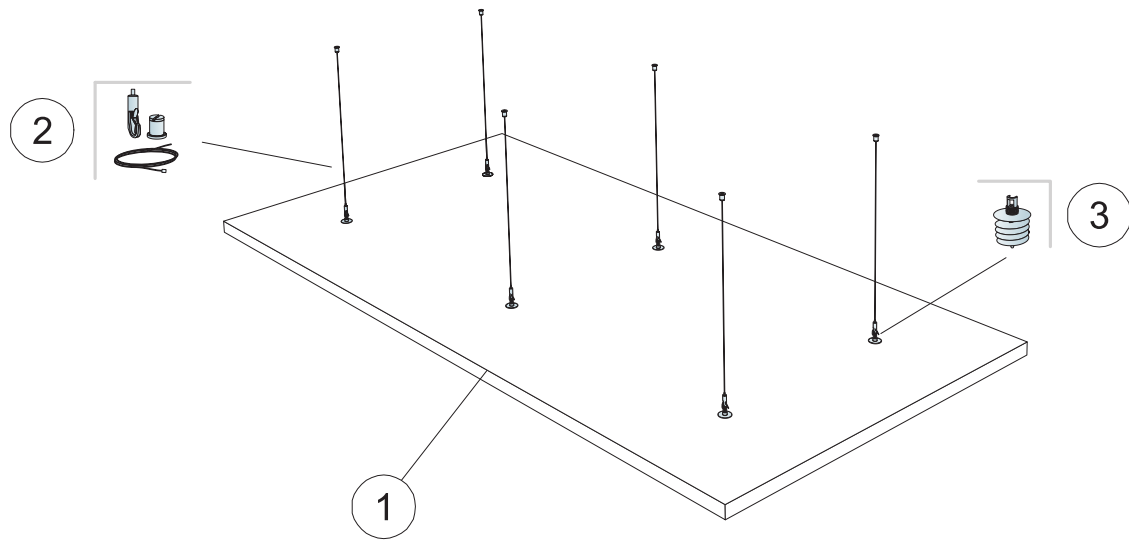


Installation with T24 Main runner



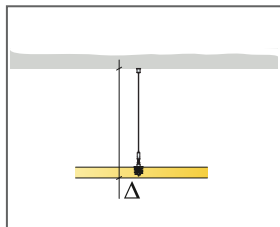
Installation of hanger clips

INSTALLATION DIAGRAM (M506) FOR ECOPHON SOLO RECTANGLE KIT

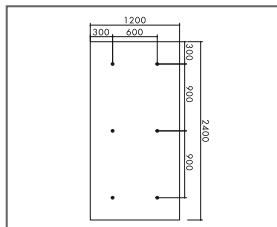


QUANTITY SPECIFICATION (EXCL. WASTAGE)

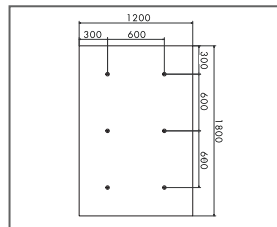
		Size, mm	
		1800x1200	2400x1200
1	Solo Rectangle Kit	2,16m <sup>2</sup> /panel	2,88m <sup>2</sup> /panel
2	Connect Adjustable wire kit (included)	-	-
3	Connect Absorber anchor (included)	-	-
Δ Min. overall depth of system: Δ 140 mm		-	-
To install Connect Absorber Anchor, use Connect Absorber Anchor Bit.		-	-



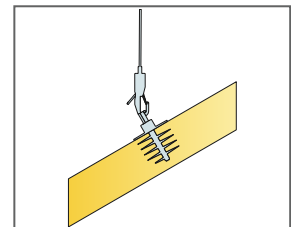
See Quantity specification



Suspension with absorber anchor, format 2400 x 1200

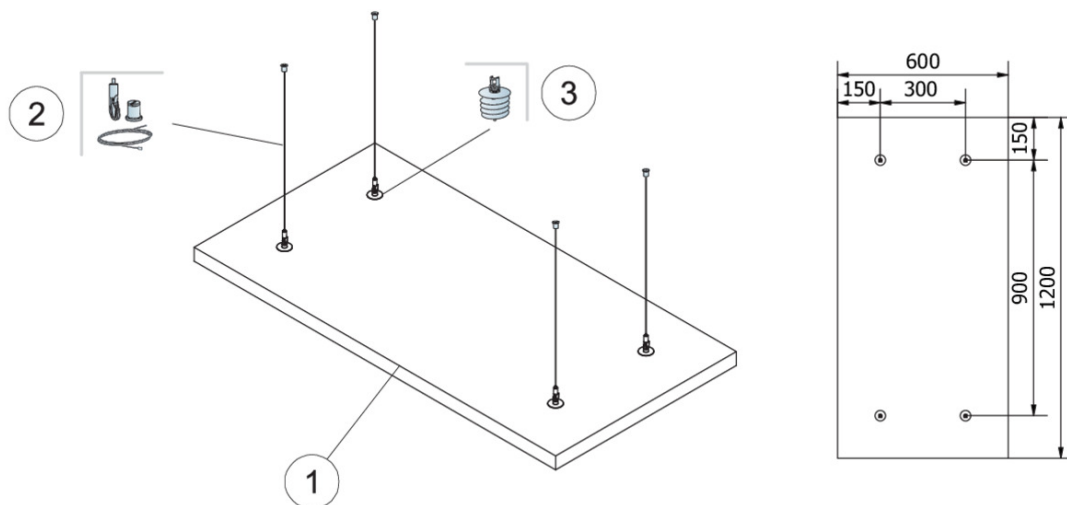


Suspension with absorber anchor, format 1800 x 1200



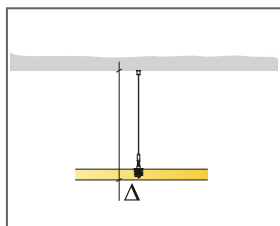
Panels can be installed in angles

# INSTALLATION DIAGRAM (M637) FOR ECOPHON SOLO RECTANGLE KIT

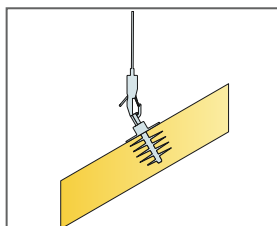


## QUANTITY SPECIFICATION (EXCL. WASTAGE)

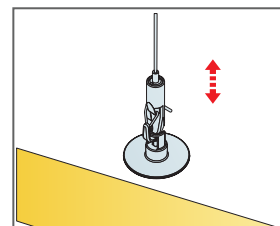
		Size, mm
		1200x600
1	Solo Rectangle Kit	0,72m <sup>2</sup> /panel
2	Connect Adjustable wire kit (Alt 1, Optional)	4/panel
3	Connect Absorber anchor (Alt 1)	4/panel
Δ Min. overall depth of system: Δ 140 mm		-
To install Connect Absorber Anchor, use Connect Absorber Anchor Bit.		-



See Quantity specification



Panels can be installed in angles



Easily adjustable suspension with Connect Adjustable wire hanger


# Ecophon Solo™ Circle

Solo Circle is a free hanging unit, offering high level design possibilities. Three different suspension systems offer opportunities to create several layers and angles. Suitable when the room volume should be maintained or when it's not possible to install a wall-to-wall ceiling.




## SYSTEM RANGE

	Size, mm	Ø800	Ø1200
	Special Fixing	•	•
	Thickness (THK)	40	40
	Inst. Diagr.	M411	M410




Solo Circle



Suspension with Connect Adjustable wire hanger and Connect Absorber anchor



Suspension with Connect Absorber bracket and Connect Absorber anchor



Suspension with One-point fixing



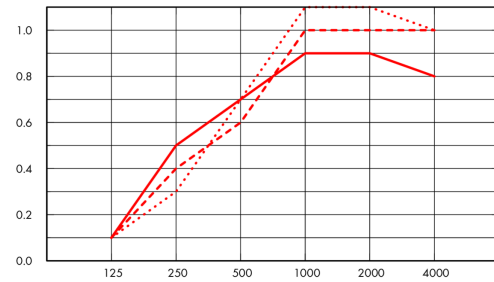
## Acoustic

The values in the diagram refer to a single unit. If the units are arranged in a cluster with distances between units less than 0,5 meters, the Aeq per unit will be slightly reduced.

### Sound Absorption:

Test results according to EN ISO 354.

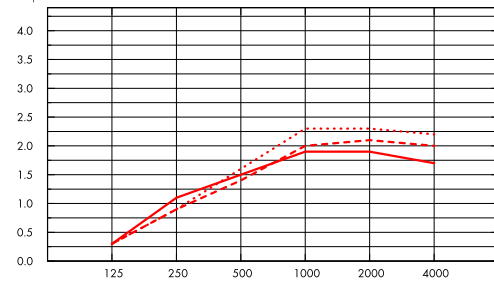
$A_{eq}$ , Equivalent absorption area per unit ( $m^2$  sabin)



- Solo Circle Ø800, 200 mm o.d.s.
  - - - Solo Circle Ø800, 400 mm o.d.s.
  - ... Solo Circle Ø800, 1000 mm o.d.s.
- o.d.s = overall depth of system

Frequency Hz

$A_{eq}$ , Equivalent absorption area per unit ( $m^2$  sabin)



- Solo Circle Ø1200, 200 mm o.d.s.
  - - - Solo Circle Ø1200, 400 mm o.d.s.
  - ... Solo Circle Ø1200, 1000 mm o.d.s.
- o.d.s = overall depth of system

Frequency Hz

	THK mm	o.d.s. mm	$A_{eq}$ , Equivalent absorption area per unit ( $m^2$ sabin)					
			125 Hz	250 Hz	500 Hz	1000 Hz	2000 Hz	4000 Hz
Ø800	40	200	0.1	0.5	0.7	0.9	0.9	0.8
Ø800	40	400	0.1	0.4	0.6	1.0	1.0	1.0
Ø800	40	1000	0.1	0.3	0.7	1.1	1.1	1.0

	THK mm	o.d.s. mm	$A_{eq}$ , Equivalent absorption area per unit ( $m^2$ sabin)					
			125 Hz	250 Hz	500 Hz	1000 Hz	2000 Hz	4000 Hz
Ø1200	40	200	0.3	1.1	1.5	1.9	1.9	1.7
Ø1200	40	400	0.3	0.9	1.4	2.0	2.1	2.0
Ø1200	40	1000	0.3	0.9	1.6	2.3	2.3	2.2



## Indoor Air Quality

Certificate / Label	All Products
Eurofins Indoor Air Comfort®	IAC Gold
French VOC	A+
Finnish M1	•



## Cradle to Cradle Certified®



This product is Cradle to Cradle Certified® at Bronze level (version 4.0).



## Material Health

This product has received a C2C Certified Material Health Certificate™ at the Silver level (standard version 4.0). The C2C Certified Material Health Certificate™ is a verification of the health and safety of a product's composition using the Material Health requirements of the Cradle-to-Cradle Certified Product Standard.



## Environmental Footprint

	kg CO <sub>2</sub> equiv/m <sup>2</sup>
Solo Circle	10,35

Life-cycle stages A1 to C4 from EPD, in conformity with ISO 14025 / EN 15804



## Circularity

Minimum post-consumer recycled content	57%
Recyclability	Fully recyclable



## Fire safety

Country	Fire standard	Class
Europe	EN 13501-1	A2-s1,d0

The glass wool core of the tiles is tested and classified as non-combustible according to EN ISO 1182.



## Humidity Resistance

Class C, relative humidity 95% and 30°C, according to EN 13964:2014



## Visual appearance

White Frost, nearest NCS colour sample S 0500-N, 85% light reflectance. Gloss < 1.



## Cleanability

Daily dusting and vacuum cleaning. Weekly wet wiping.



## Accessibility

The tiles are demountable.



### Installation

---

Installed according to installation diagrams, installation guides and drawing aid. For information regarding minimum overall depth of system see quantity specification.



### System weight

---

Approximately 2-4,5 kg.



### Mechanical properties

---

The tile can take both point loads and distributed loads. See Functional demands, Mechanical properties at [www.ecophon.com](http://www.ecophon.com).



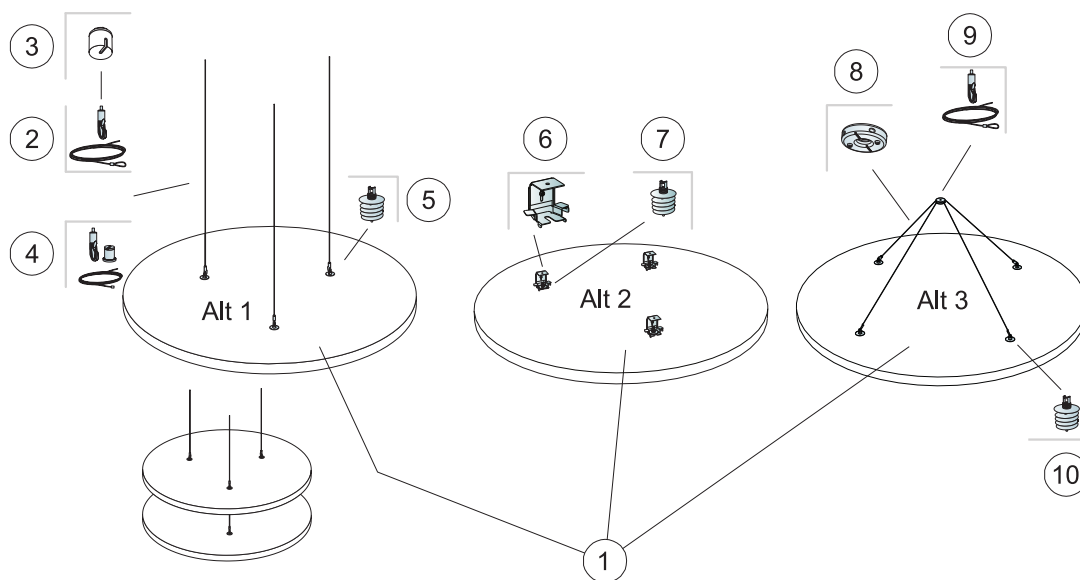
### CE

---

Ecophon ceiling systems are CE marked according to the European harmonized standard EN13964:2014. CE marked construction products are covered by a Declaration of Performance (DOP) which enables customers and users to easily compare performance of products available on the European market.

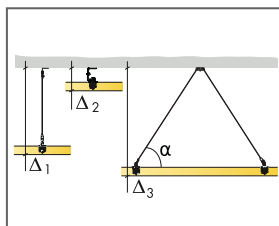


# INSTALLATION DIAGRAM (M410) FOR ECOPHON SOLO CIRCLE

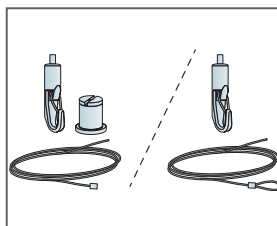


## QUANTITY SPECIFICATION (EXCL. WASTAGE)

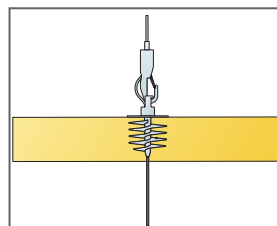
		Size, mm
		Ø1200
1	Solo Circle	1,13m <sup>2</sup> /panel
2	Connect Adjustable wire hanger (Alt 1)	3/panel
3	Connect Covering cup (Alt 1, Optional)	3/panel
4	Connect Adjustable wire Kit (Alt 1, Optional)	3/panel
5	Connect Absorber anchor (Alt 1)	3/panel
6	Connect Absorber bracket (Alt 2)	3/panel
7	Connect Absorber anchor (Alt 2)	3/panel
8	Connect One-point fixing (Alt 3)	1/panel
9	Connect Adjustable wire hanger (Alt 3)	2/panel
10	Connect Absorber anchor (Alt 3)	4/panel
Δ Min. overall depth of system: Δ1 140 mm / Δ2 90 mm / Δ3 500 mm		-



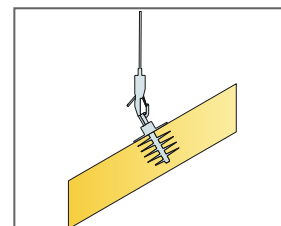
See Quantity specification



Two types of Adjustable wire solutions

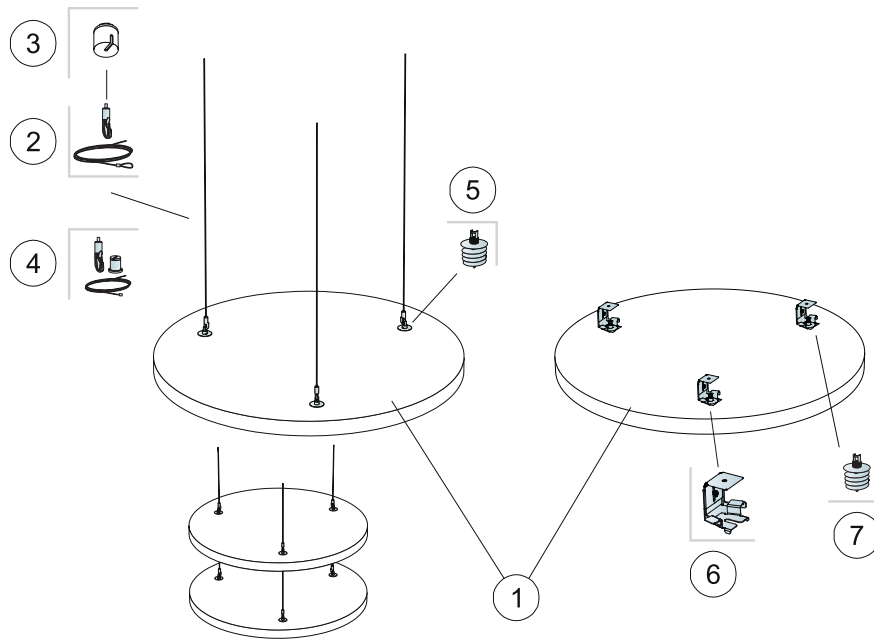


Panels can be suspended underneath each other



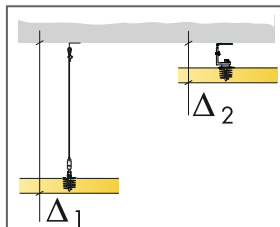
Panels can be installed in angles

INSTALLATION DIAGRAM (M411) FOR ECOPHON SOLO CIRCLE

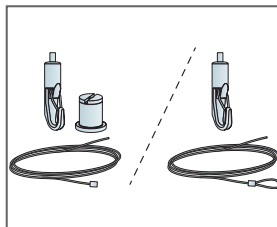


QUANTITY SPECIFICATION (EXCL. WASTAGE)

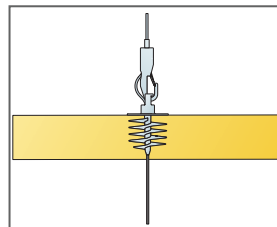
		Size, mm
		Ø800
1	Solo Circle	0,5m <sup>2</sup> /panel
2	Connect Adjustable wire hanger (Alt 1)	3/panel
3	Connect Covering cup (Alt 1, Optional)	3/panel
4	Connect Adjustable wire Kit (Alt 1, Optional)	3/panel
5	Connect Absorber anchor (Alt 1)	3/panel
6	Connect Absorber bracket (Alt 2)	3/panel
7	Connect Absorber anchor (Alt 2)	3/panel
Δ Min. overall depth of system: Δ1 140 mm / Δ2 90 mm		-



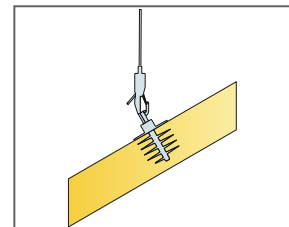
See Quantity specification



Two types of Adjustable wire solutions



Panels can be suspended underneath each other



Panels can be installed in angles

# Ecophon Solo™ Circle XL

Solo Circle XL is a large free hanging unit with two semicircles, offering a high degree of design possibilities. For applications when it is not possible to install a wall-to-wall ceiling




Y100 Communications AG, St Gallen, Switzerland


## SYSTEM RANGE




Size, mm	XL Ø1600
Special Fixing	•
Thickness (THK)	40
Inst. Diag.	M290



Solo Circle XL



Solo Circle XL panel



Rear side of Solo Circle XL



Solo Circle XL installation with Connect Absorber anchor



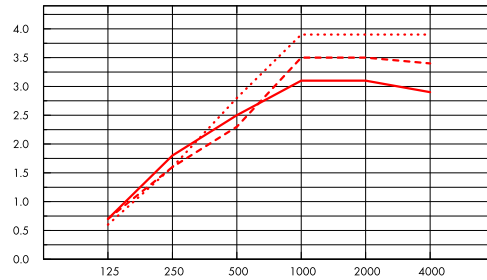
## Acoustic

The values in the diagram refer to a single unit. If the units are arranged in a cluster with distances between units less than 0,5 meters, the Aeq per unit will be slightly reduced.

### Sound Absorption:

Test results according to EN ISO 354.

A<sub>eq</sub> Equivalent absorption area per unit (m<sup>2</sup> sabin)



— Solo Circle XL, 200 mm o.d.s.

- - - Solo Circle XL, 400 mm o.d.s.

... Solo Circle XL, 1000 mm o.d.s.

o.d.s = overall depth of system

THK mm	o.d.s. mm	A <sub>eq</sub> Equivalent absorption area per unit (m <sup>2</sup> sabin)					
		125 Hz	250 Hz	500 Hz	1000 Hz	2000 Hz	4000 Hz
40	200	0.7	1.8	2.5	3.1	3.1	2.9
40	400	0.7	1.6	2.3	3.5	3.5	3.4
40	1000	0.6	1.6	2.8	3.9	3.9	3.9



## Indoor Air Quality

Certificate / Label	All Products
Eurofins Indoor Air Comfort®	IAC Gold
French VOC	A+
Finnish M1	•



## Cradle to Cradle Certified®



This product is Cradle to Cradle Certified® at Bronze level (version 4.0).



## Material Health

This product has received a C2C Certified Material Health Certificate™ at the Silver level (standard version 4.0). The C2C Certified Material Health Certificate™ is a verification of the health and safety of a product's composition using the Material Health requirements of the Cradle-to-Cradle Certified Product Standard.



## Circularity

Minimum post-consumer recycled content	57%
Recyclability	Fully recyclable



### Fire safety

Country	Fire standard	Class
Europe	EN 13501-1	A2-s1,d0

The glass wool core of the tiles is tested and classified as non-combustible according to EN ISO 1182.



### Humidity Resistance

Class C, relative humidity 95% and 30°C, according to EN 13964:2014



### Visual appearance

White Frost, nearest NCS colour sample S 0500-N, 85% light reflectance. Gloss < 1.



### Cleanability

Daily dusting and vacuum cleaning. Weekly wet wiping.



### Accessibility

The tiles are demountable.



### Installation

Installed according to installation diagrams, installation guides and drawing aid. For information regarding minimum overall depth of system see quantity specification.



### System weight

Approximately 8 kg.



### Mechanical properties

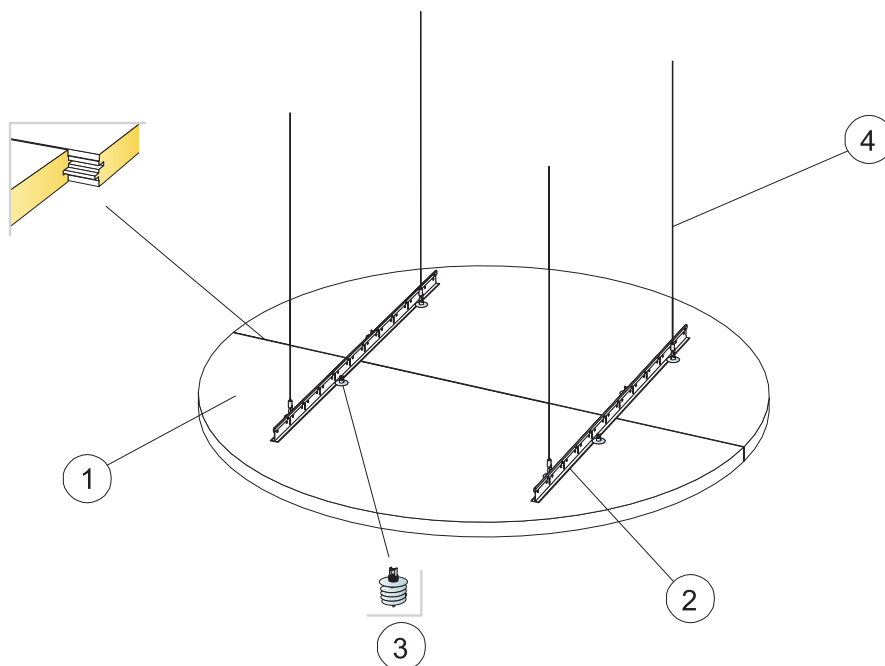
No additional live load is allowed.



### CE

Ecophon ceiling systems are CE marked according to the European harmonized standard EN 13964:2014. CE marked construction products are covered by a Declaration of Performance (DOP) which enables customers and users to easily compare performance of products available on the European market.

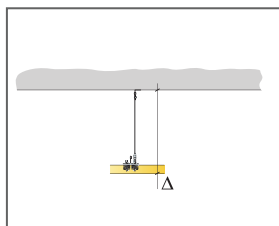
# INSTALLATION DIAGRAM (M290) FOR ECOPHON SOLO CIRCLE XL



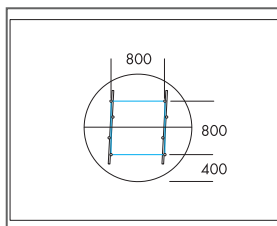
© Ecophon Group

## QUANTITY SPECIFICATION (EXCL. WASTAGE)

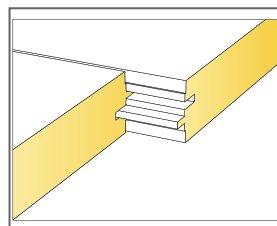
		Size, mm
		Ø1600
1	Solo Circle XL	2,01m <sup>2</sup> /panel
2	Connect T24 Main runner	0,60/panel
3	Connect Absorber anchor	8/panel
4	Connect Adjustable wire hanger	4/panel
Δ Min. overall depth of system: Δ 200 mm		-
To install Connect Absorber Anchor, use Connect Absorber Anchor Bit.		-



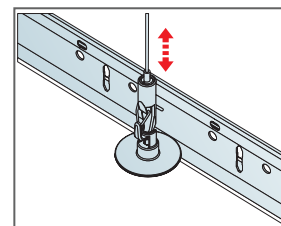
See Quantity specification



Suspension with Connect Adjustable wire hangers and Connect T24 Main runner



Meeting between panels



Easily adjustable suspension with Connect Adjustable wire hanger

# Ecophon Solo™ Cloud

Solo Cloud is a free-hanging unit, offering high level design possibilities. Three different suspension systems offer opportunities to create several layers and angles. Suitable when the room volume should be maintained or when it's not possible to install a wall-to-wall ceiling.




Ghelamco Arena, Belgium


## SYSTEM RANGE



Size, mm	1200x553	2400x1106
Special Fixing	•	•
Thickness (THK)	40	40
Inst. Diagr.	M430	M430



Acoustic panel Solo Freedom in cloud shape



Suspension with Connect Adjustable wire hanger and Connect Absorber anchor

## Acoustic



For acoustic data on the panel - please see Solo Square and Rectangle.

## Indoor Air Quality



Certificate / Label	All Products
Eurofins Indoor Air Comfort®	IAC Gold
French VOC	A+
Finnish M1	•



## Cradle to Cradle Certified®



This product is Cradle to Cradle Certified® at Bronze level (version 4.0).



## Material Health

This product has received a C2C Certified Material Health Certificate™ at the Silver level (standard version 4.0). The C2C Certified Material Health Certificate™ is a verification of the health and safety of a product's composition using the Material Health requirements of the Cradle-to-Cradle Certified Product Standard.



## Environmental Footprint

	kg CO <sub>2</sub> equiv./m <sup>2</sup>
Solo Freedom	8,41 (Solo Family EPD in conformity with ISO 14025 / EN 15804)

Life-cycle stages A1 to C4 from EPD, in conformity with ISO 14025 / EN 15804



## Circularity

Minimum post-consumer recycled content	57%
Recyclability	Fully recyclable



## Fire safety

Country	Fire standard	Class
Europe	EN 13501-1	A2-s1,d0

The glass wool core of the tiles is tested and classified as non-combustible according to EN ISO 1182.



## Humidity Resistance

Class C, relative humidity 95% and 30°C, according to EN 13964:2014



## Visual appearance

White Frost, nearest NCS colour sample S 0500-N, 85% light reflectance. Gloss < 1.





### **Cleanability**

---

Daily dusting and vacuum cleaning. Weekly wet wiping.



### **Accessibility**

---

The tiles are demountable.



### **Installation**

---

Installed according to installation diagrams, installation guides and drawing aid. For information regarding minimum overall depth of system see quantity specification.



### **Mechanical properties**

---

The tile can take both point loads and distributed loads. See Functional demands, Mechanical properties at [www.ecophon.com](http://www.ecophon.com).

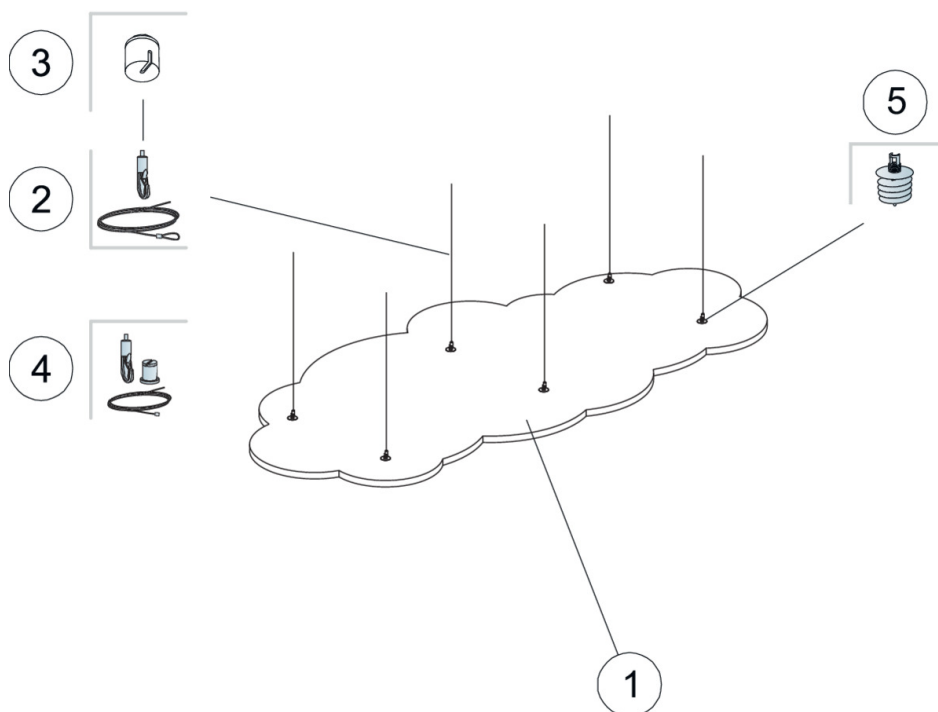


### **CE**

---

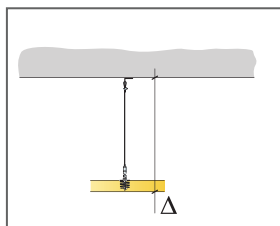
Ecophon ceiling systems are CE marked according to the European harmonized standard EN13964:2014. CE marked construction products are covered by a Declaration of Performance (DOP) which enables customers and users to easily compare performance of products available on the European market.

# INSTALLATION DIAGRAM (M412) FOR ECOPHON SOLO FREEDOM

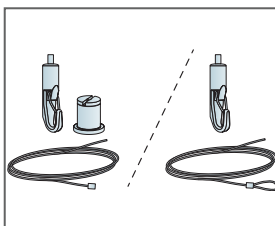


## QUANTITY SPECIFICATION (EXCL. WASTAGE)

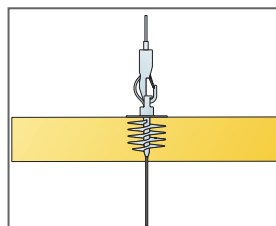
		Size, mm	
		1200x553	2400x1106
1	Solo Freedom	-	-
2	Connect Adjustable wire hanger (Alt 1)	-	-
3	Connect Covering cup (Alt 1, Optional)	-	-
4	Connect Adjustable wire kit (Optional)	-	-
5	Connect Absorber anchor	-	-
Δ Min. overall depth of system: 140 mm		-	-



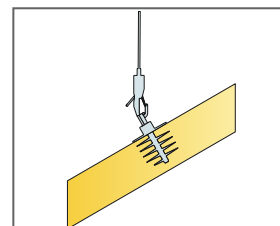
See Quantity specification



Two types of Adjustable wire solutions



Panels can be suspended underneath each other



Panels can be installed in angles

# Ecophon Solo™ Ellipse

Solo Ellipse is a free-hanging unit, offering high level design possibilities. Three different suspension systems offer opportunities to create several layers and angles. Suitable when the room volume should be maintained or when it's not possible to install a wall-to-wall ceiling.




Ghelamco Arena, Belgium

## SYSTEM RANGE



Size, mm	2400x1000
Special Fixing	•
Thickness (THK)	40
Inst. Diagr.	M428



Suspension with Connect Adjustable wire hanger and Connect Absorber anchor



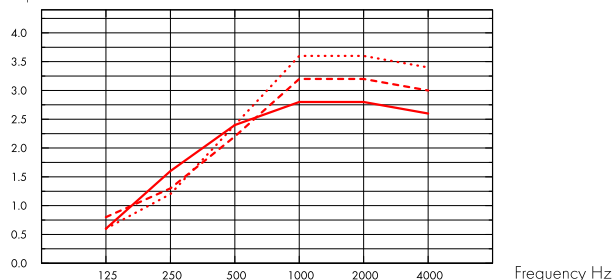
## Acoustic

The values in the diagram refer to a single unit. If the units are arranged in a cluster with distances between units less than 0,5 meters, the Aeq per unit will be slightly reduced.

## Sound Absorption:

Based on test results according to EN ISO 354.

A<sub>eq</sub> Equivalent absorption area per unit (m<sup>2</sup> sabin)



- Solo Ellipse 2400x1000, 200 mm o.d.s.
  - - - Solo Ellipse 2400x1000, 400 mm o.d.s.
  - ... Solo Ellipse 2400x1000, 1000 mm o.d.s.
- o.d.s = overall depth of system

THK mm	o.d.s. mm	A <sub>eq</sub> Equivalent absorption area per unit (m <sup>2</sup> sabin)					
		125 Hz	250 Hz	500 Hz	1000 Hz	2000 Hz	4000 Hz
40	200	0.6	1.6	2.4	2.8	2.8	2.6
40	400	0.8	1.3	2.2	3.2	3.2	3.0
40	1000	0.6	1.2	2.4	3.6	3.6	3.4



## Indoor Air Quality

Certificate / Label	All Products
Eurofins Indoor Air Comfort®	IAC Gold
French VOC	A+
Finnish M1	•



## Cradle to Cradle Certified®



This product is Cradle to Cradle Certified® at Bronze level (version 4.0).



## Material Health

This product has received a C2C Certified Material Health Certificate™ at the Silver level (standard version 4.0). The C2C Certified Material Health Certificate™ is a verification of the health and safety of a product's composition using the Material Health requirements of the Cradle-to-Cradle Certified Product Standard.



## Environmental Footprint

	kg CO <sub>2</sub> equiv/m <sup>2</sup>
Solo Freedom	8,41 (Solo Family EPD in conformity with ISO 14025 / EN 15804)

Life-cycle stages A1 to C4 from EPD, in conformity with ISO 14025 / EN 15804



## Circularity

Minimum post-consumer recycled content	57%
Recyclability	Fully recyclable



## Fire safety

Country	Fire standard	Class
Europe	EN 13501-1	A2-s1,d0

The glass wool core of the tiles is tested and classified as non-combustible according to EN ISO 1182.



## Humidity Resistance

Class C, relative humidity 95% and 30°C, according to EN 13964:2014



## Visual appearance

White Frost, nearest NCS colour sample S 0500-N, 85% light reflectance. Gloss < 1.



## Cleanability

Daily dusting and vacuum cleaning. Weekly wet wiping.



## Accessibility

The tiles are demountable.



## Installation

Installed according to installation diagrams, installation guides and drawing aid. For information regarding minimum overall depth of system see quantity specification.



## Mechanical properties

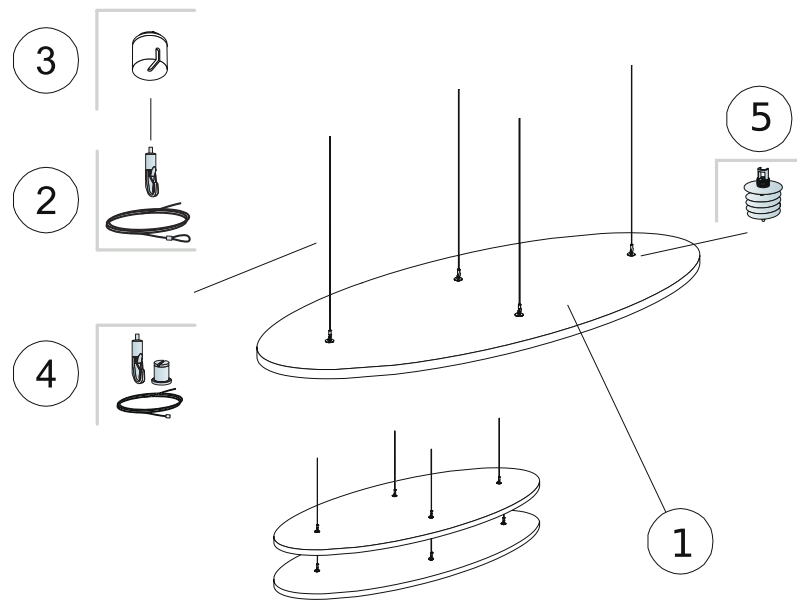
The tile can take both point loads and distributed loads. See Functional demands, Mechanical properties at [www.ecophon.com](http://www.ecophon.com).



## CE

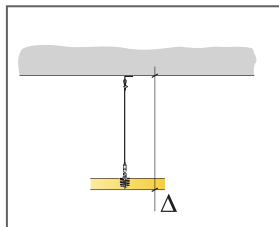
Ecophon ceiling systems are CE marked according to the European harmonized standard EN 13964:2014. CE marked construction products are covered by a Declaration of Performance (DOP) which enables customers and users to easily compare performance of products available on the European market.

INSTALLATION DIAGRAM (M428) FOR ECOPHON SOLO ELLIPSE

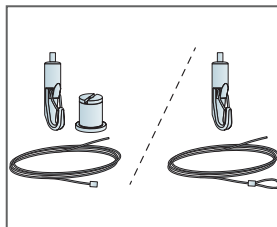


QUANTITY SPECIFICATION (EXCL. WASTAGE)

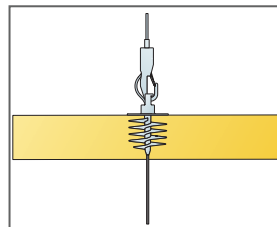
		Size, mm
		2400x1000
1	Solo Ellipse	1,89m <sup>2</sup> /panel
2	Connect Adjustable wire hanger (Alt 1)	4/panel
3	Connect Covering cup (Alt 1, Optional)	4/panel
4	Connect Adjustable wire kit (Alt 1, Optional)	4/panel
5	Connect Absorber anchor (Alt 1)	4/panel
Δ Min. overall depth of system: 140 mm		-
To install Connect Absorber Anchor, use Connect Absorber Anchor Bit.		-



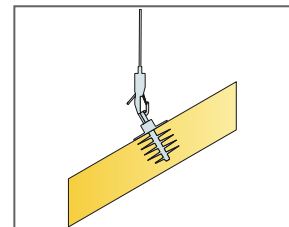
See Quantity specification



Two types of Adjustable wire solutions



Panels can be suspended underneath each other



Panels can be installed in angles

# Ecophon Solo™ Triangle

Solo Triangle is a free-hanging unit, offering high level design possibilities. Three different suspension systems offer opportunities to create several layers and angles. Suitable when the room volume should be maintained or when it's not possible to install a wall-to-wall ceiling.




Ghelamco Arena, Belgium

## SYSTEM RANGE



Size, mm	1039x1200
Special Fixing	•
Thickness (THK)	40
Inst. Diag.	M297



Suspension with Connect Adjustable wire hanger and Connect Absorber anchor



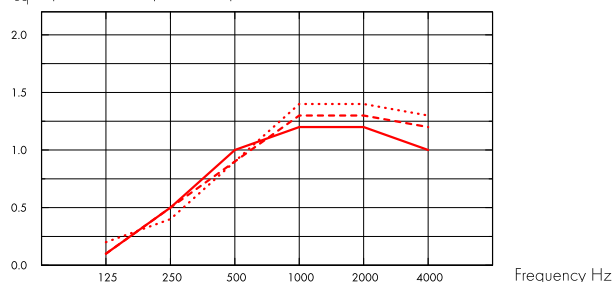
## Acoustic

The values in the diagram refer to a single unit. If the units are arranged in a cluster with distances between units less than 0,5 meters, the Aeq per unit will be slightly reduced.

### Sound Absorption:

Based on test results according to EN ISO 354.

A<sub>eq</sub> Equivalent absorption area per unit (m<sup>2</sup> sabin)



— Solo Triangle 1039x1200, 200 mm o.d.s.  
 --- Solo Triangle 1039x1200, 400 mm o.d.s.  
 ..... Solo Triangle 1039x1200, 1000 mm o.d.s.  
 o.d.s. = overall depth of system

THK mm	o.d.s. mm	A <sub>eq</sub> Equivalent absorption area per unit (m <sup>2</sup> sabin)					
		125 Hz	250 Hz	500 Hz	1000 Hz	2000 Hz	4000 Hz
40	200	0.1	0.5	1.0	1.2	1.2	1.0
40	400	0.1	0.5	0.9	1.3	1.3	1.2
40	1000	0.2	0.4	0.9	1.4	1.4	1.3



## Indoor Air Quality

Certificate / Label	All Products
Eurofins Indoor Air Comfort®	IAC Gold
French VOC	A+
Finnish M1	•



## Cradle to Cradle Certified®



This product is Cradle to Cradle Certified® at Bronze level (version 4.0).



## Material Health

This product has received a C2C Certified Material Health Certificate™ at the Silver level (standard version 4.0). The C2C Certified Material Health Certificate™ is a verification of the health and safety of a product's composition using the Material Health requirements of the Cradle-to-Cradle Certified Product Standard.



## Environmental Footprint

	kg CO <sub>2</sub> equiv/m <sup>2</sup>
Solo Freedom	8,41 (Solo Family EPD in conformity with ISO 14025 / EN 15804)

Life-cycle stages A1 to C4 from EPD, in conformity with ISO 14025 / EN 15804





## Circularity

Minimum post-consumer recycled content	57%
Recyclability	Fully recyclable



## Fire safety

Country	Fire standard	Class
Europe	EN 13501-1	A2-s1,d0

The glass wool core of the tiles is tested and classified as non-combustible according to EN ISO 1182.



## Humidity Resistance

Class C, relative humidity 95% and 30°C, according to EN 13964:2014



## Visual appearance

White Frost, nearest NCS colour sample S 0500-N, 85% light reflectance. Gloss < 1.



## Cleanability

Daily dusting and vacuum cleaning. Weekly wet wiping.



## Accessibility

The tiles are demountable.



## Installation

Installed according to installation diagrams, installation guides and drawing aid. For information regarding minimum overall depth of system see quantity specification.



## Mechanical properties

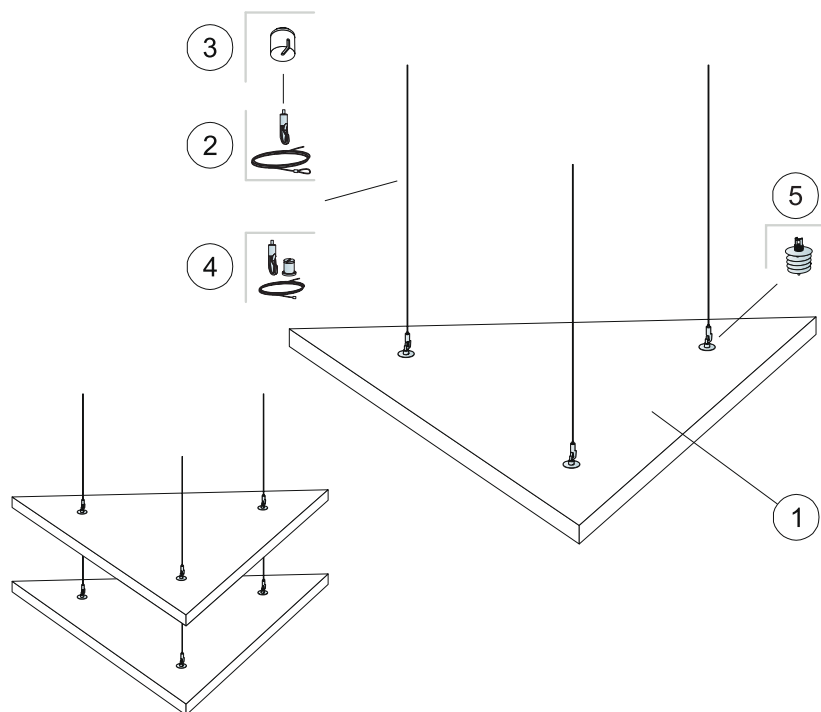
The tile can take both point loads and distributed loads. See Functional demands, Mechanical properties at [www.ecophon.com](http://www.ecophon.com).



## CE

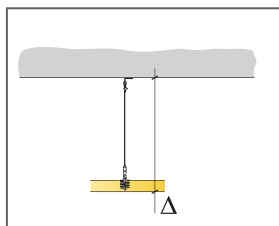
Ecophon ceiling systems are CE marked according to the European harmonized standard EN 13964:2014. CE marked construction products are covered by a Declaration of Performance (DOP) which enables customers and users to easily compare performance of products available on the European market.

INSTALLATION DIAGRAM (M297) FOR ECOPHON SOLO TRIANGLE

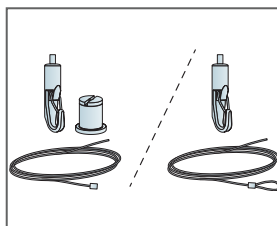


QUANTITY SPECIFICATION (EXCL. WASTAGE)

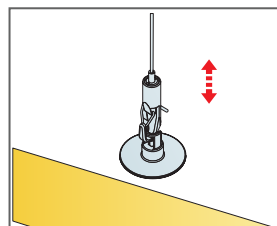
		Size, mm
		1039x1200
1	Solo Triangle	0,62m <sup>2</sup> /panel
2	Connect Adjustable wire hanger	3/panel
3	Connect Covering cup (Optional)	3/panel
4	Connect Adjustable wire Kit (Alt 1, Optional)	3/panel
5	Connect Absorber anchor	3/panel
Δ Min. overall depth of system: 140 mm		-
To install Connect Absorber Anchor, use Connect Absorber Anchor Bit.		-



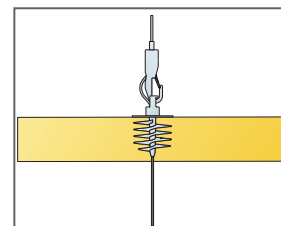
See Quantity specification



Two types of Adjustable wire solutions



Easily adjustable suspension with Connect Adjustable wire hanger



Panels can be suspended underneath each other

# Ecophon Solo™ Pentagon


Solo Pentagon is a free-hanging unit, offering high level design possibilities. Three different suspension systems offer opportunities to create several layers and angles. Suitable when the room volume should be maintained or when it's not possible to install a wall-to-wall ceiling.




## SYSTEM RANGE



Size, mm	1139x1198
Special Fixing	•
Thickness (THK)	40
Inst. Diagr.	M427



Acoustic panel Solo Freedom in cloud shape



Suspension with Connect Adjustable wire hanger and Connect Absorber anchor



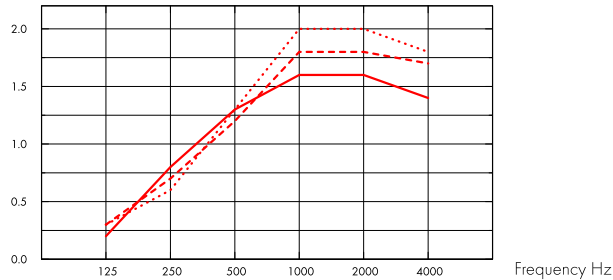
## Acoustic

The values in the diagram refer to a single unit. If the units are arranged in a cluster with distances between units less than 0,5 meters, the Aeq per unit will be slightly reduced.

## Sound Absorption:

Based on test results according to EN ISO 354.

A<sub>eq</sub> Equivalent absorption area per unit (m<sup>2</sup> sabin)



- Solo Pentagon 1139x1198, 200 mm o.d.s.
  - - - Solo Pentagon 1139x1198, 400 mm o.d.s.
  - ... Solo Pentagon 1139x1198, 1000 mm o.d.s.
- o.d.s = overall depth of system

THK mm	o.d.s. mm	A <sub>eq</sub> Equivalent absorption area per unit (m <sup>2</sup> sabin)					
		125 Hz	250 Hz	500 Hz	1000 Hz	2000 Hz	4000 Hz
40	200	0.2	0.8	1.3	1.6	1.6	1.4
40	400	0.3	0.7	1.2	1.8	1.8	1.7
40	1000	0.3	0.6	1.3	2.0	2.0	1.8



## Indoor Air Quality

Certificate / Label	All Products
Eurofins Indoor Air Comfort®	IAC Gold
French VOC	A+
Finnish M1	•



## Cradle to Cradle Certified®



This product is Cradle to Cradle Certified® at Bronze level (version 4.0).



## Material Health

This product has received a C2C Certified Material Health Certificate™ at the Silver level (standard version 4.0). The C2C Certified Material Health Certificate™ is a verification of the health and safety of a product's composition using the Material Health requirements of the Cradle-to-Cradle Certified Product Standard.



## Environmental Footprint

	kg CO <sub>2</sub> equiv/m <sup>2</sup>
Solo Freedom	8,41 (Solo Family EPD in conformity with ISO 14025 / EN 15804)

Life-cycle stages A1 to C4 from EPD, in conformity with ISO 14025 / EN 15804



## Circularity

Minimum post-consumer recycled content	57%
Recyclability	Fully recyclable



## Fire safety

Country	Fire standard	Class
Europe	EN 13501-1	A2-s1,d0

The glass wool core of the tiles is tested and classified as non-combustible according to EN ISO 1182.



## Humidity Resistance

Class C, relative humidity 95% and 30°C, according to EN 13964:2014



## Visual appearance

White Frost, nearest NCS colour sample S 0500-N, 85% light reflectance. Gloss < 1.



## Cleanability

Daily dusting and vacuum cleaning. Weekly wet wiping.



## Accessibility

The tiles are demountable.



## Installation

Installed according to installation diagrams, installation guides and drawing aid. For information regarding minimum overall depth of system see quantity specification.



## Mechanical properties

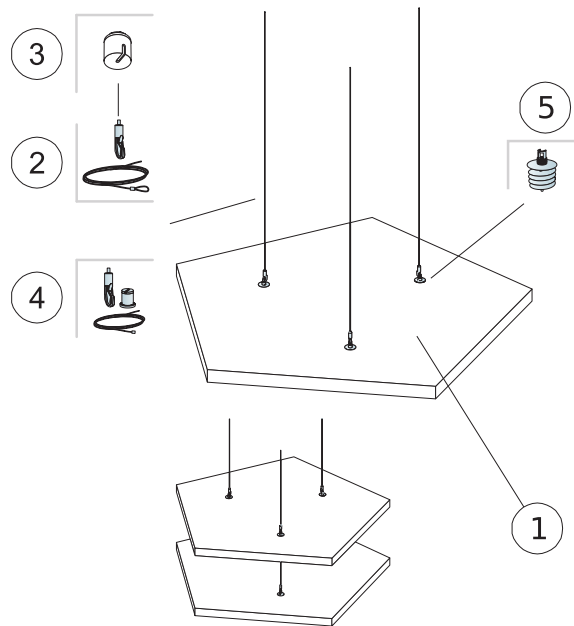
The tile can take both point loads and distributed loads. See Functional demands, Mechanical properties at [www.ecophon.com](http://www.ecophon.com).



## CE

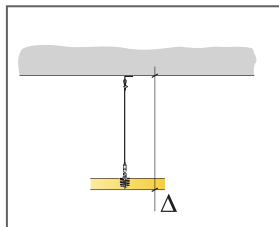
Ecophon ceiling systems are CE marked according to the European harmonized standard EN 13964:2014. CE marked construction products are covered by a Declaration of Performance (DOP) which enables customers and users to easily compare performance of products available on the European market.

INSTALLATION DIAGRAM (M427) FOR ECOPHON SOLO PENTAGON

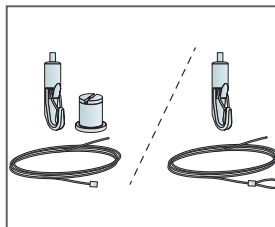


QUANTITY SPECIFICATION (EXCL. WASTAGE)

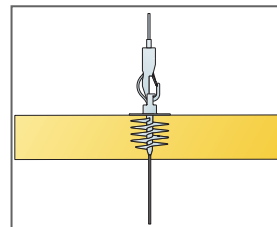
		Size, mm
		1139x1198
1	Solo Pentagon	0,94m <sup>2</sup> /panel
2	Connect Adjustable wire hanger (Alt 1)	3/panel
3	Connect Covering cup (Alt 1, Optional)	3/panel
4	Connect Adjustable wire Kit (Alt 1, Optional)	3/panel
5	Connect Absorber anchor (Alt 1)	3/panel
Δ Min. overall depth of system: 140 mm		-
To install Connect Absorber Anchor, use Connect Absorber Anchor Bit.		-



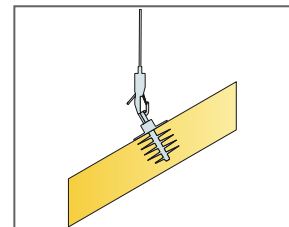
See Quantity specification



Two types of Adjustable wire solutions



Panels can be suspended underneath each other




Panels can be installed in angles

# Ecophon Solo™ Hexagon

Solo Hexagon is a free-hanging unit, offering high level design possibilities. Three different suspension systems offer opportunities to create several layers and angles. Suitable when the room volume should be maintained or when it's not possible to install a wall-to-wall ceiling.



Ghelamco Arena, Belgium



Suspension with Connect Adjustable wire hanger and Connect Absorber anchor



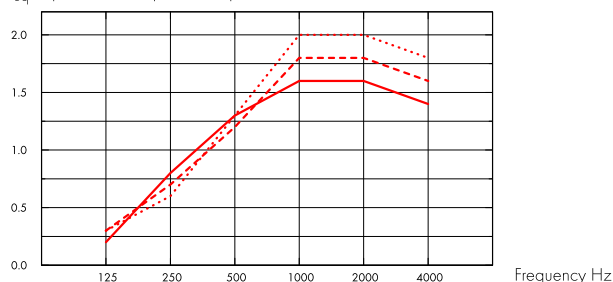
## Acoustic

The values in the diagram refer to a single unit. If the units are arranged in a cluster with distances between units less than 0,5 meters, the Aeq per unit will be slightly reduced.

## Sound Absorption:

Based on test results according to EN ISO 354.

A<sub>eq</sub> Equivalent absorption area per unit (m<sup>2</sup> sabin)



- Solo Hexagon 1040x1200, 200 mm o.d.s.
  - - - Solo Hexagon 1040x1200, 400 mm o.d.s.
  - ... Solo Hexagon 1040x1200, 1000 mm o.d.s.
- o.d.s = overall depth of system

THK mm	o.d.s. mm	A <sub>eq</sub> Equivalent absorption area per unit (m <sup>2</sup> sabin)					
		125 Hz	250 Hz	500 Hz	1000 Hz	2000 Hz	4000 Hz
40	200	0.2	0.8	1.3	1.6	1.6	1.4
40	400	0.3	0.7	1.2	1.8	1.8	1.6
40	1000	0.3	0.6	1.3	2.0	2.0	1.8



## Indoor Air Quality

Certificate / Label	All Products
Eurofins Indoor Air Comfort®	IAC Gold
French VOC	A+
Finnish M1	•



## Cradle to Cradle Certified®



This product is Cradle to Cradle Certified® at Bronze level (version 4.0).



## Material Health

This product has received a C2C Certified Material Health Certificate™ at the Silver level (standard version 4.0). The C2C Certified Material Health Certificate™ is a verification of the health and safety of a product's composition using the Material Health requirements of the Cradle-to-Cradle Certified Product Standard.



## Environmental Footprint

	kg CO <sub>2</sub> equiv/m <sup>2</sup>
Solo Freedom	8,41 (Solo Family EPD in conformity with ISO 14025 / EN 15804)

Life-cycle stages A1 to C4 from EPD, in conformity with ISO 14025 / EN 15804





## Circularity

Minimum post-consumer recycled content	57%
Recyclability	Fully recyclable



## Fire safety

Country	Fire standard	Class
Europe	EN 13501-1	A2-s1,d0

The glass wool core of the tiles is tested and classified as non-combustible according to EN ISO 1182.



## Humidity Resistance

Class C, relative humidity 95% and 30°C, according to EN 13964:2014



## Visual appearance

White Frost, nearest NCS colour sample S 0500-N, 85% light reflectance. Gloss < 1.



## Cleanability

Daily dusting and vacuum cleaning. Weekly wet wiping.



## Accessibility

The tiles are demountable.



## Installation

Installed according to installation diagrams, installation guides and drawing aid. For information regarding minimum overall depth of system see quantity specification.



## Mechanical properties

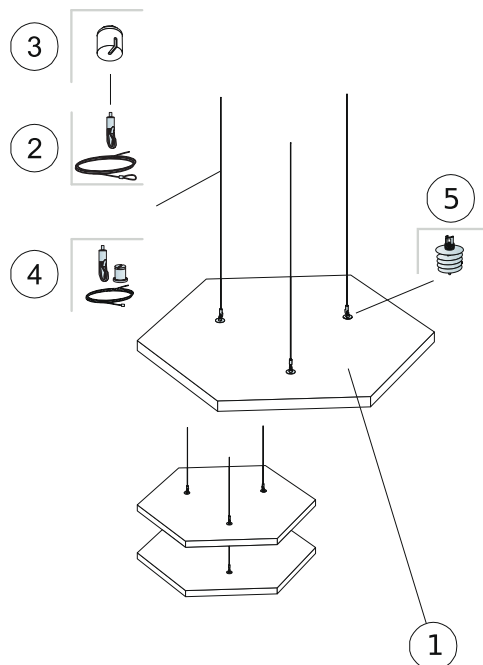
The tile can take both point loads and distributed loads. See Functional demands, Mechanical properties at [www.ecophon.com](http://www.ecophon.com).



## CE

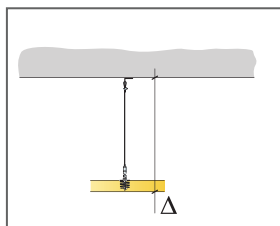
Ecophon ceiling systems are CE marked according to the European harmonized standard EN 13964:2014. CE marked construction products are covered by a Declaration of Performance (DOP) which enables customers and users to easily compare performance of products available on the European market.

INSTALLATION DIAGRAM (M426) FOR ECOPHON SOLO HEXAGON

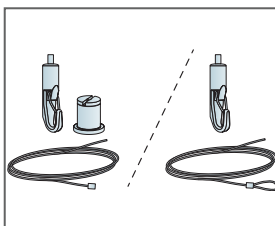


QUANTITY SPECIFICATION (EXCL. WASTAGE)

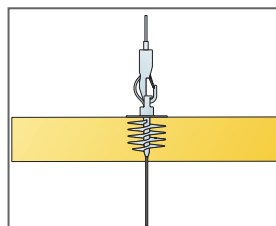
		Size, mm
		1040x1200
1	Solo Hexagon	0,94m <sup>2</sup> /panel
2	Connect Adjustable wire hanger (Alt 1)	3/panel
3	Connect Covering cup (Alt 1, Optional)	3/panel
4	Connect Adjustable wire Kit (Alt 1, Optional)	3/panel
5	Connect Absorber anchor (Alt 1)	3/panel
Δ Min. overall depth of system: 140 mm		-
To install Connect Absorber Anchor, use Connect Absorber Anchor Bit.		-



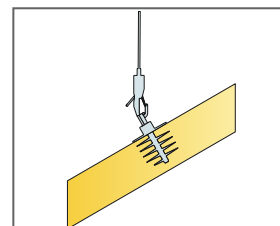
See Quantity specification



Two types of Adjustable wire solutions



Panels can be suspended underneath each other



Panels can be installed in angles

# Ecophon Solo™ Lite Square


Ecophon Solo™ Lite Square is a free hanging unit.  
Suitable when the room volume should be maintained or when it's not possible to install a wall-to-wall ceiling.




Bogotá,

## SYSTEM RANGE


<input type="checkbox"/>	Size, mm	1200x1200
	Special Fixing	•
	Thickness (THK)	40
	Inst. Diagr.	M403



Solo panel



Suspension with Connect Adjustable wire hanger and Connect Absorber anchor



Suspension with Connect Absorber bracket and Connect Absorber anchor



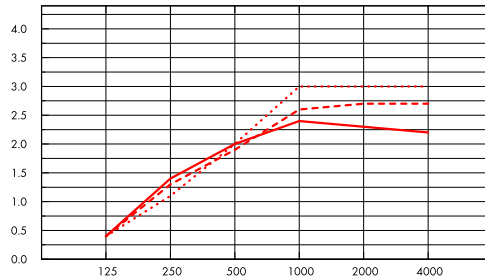
## Acoustic

The values in the diagram refer to a single unit. If the units are arranged in a cluster with distances between units less than 0,5 meters, the Aeq per unit will be slightly reduced.

### Sound Absorption:

Test results according to EN ISO 354.

A<sub>eq</sub> Equivalent absorption area per unit (m<sup>2</sup> sabin)



- Solo Lite Square 1200x1200, 200 mm o.d.s.
  - - - Solo Lite Square 1200x1200, 400 mm o.d.s.
  - ... Solo Lite Square 1200x1200, 1000 mm o.d.s.
- o.d.s = overall depth of system

THK mm	o.d.s. mm	A <sub>eq</sub> Equivalent absorption area per unit (m <sup>2</sup> sabin)					
		125 Hz	250 Hz	500 Hz	1000 Hz	2000 Hz	4000 Hz
40	200	0.4	1.4	2.0	2.4	2.3	2.2
40	400	0.4	1.3	1.9	2.6	2.7	2.7
40	1000	0.4	1.1	2.0	3.0	3.0	3.0



## Indoor Air Quality

Certificate / Label	
Eurofins Indoor Air Comfort®	IAC
French VOC	A
Finnish M1	•



## Cradle to Cradle Certified®



This product is Cradle to Cradle Certified® at Bronze level (version 4.0).



## Material Health

This product has received a C2C Certified Material Health Certificate™ at the Silver level (standard version 4.0). The C2C Certified Material Health Certificate™ is a verification of the health and safety of a product's composition using the Material Health requirements of the Cradle-to-Cradle Certified Product Standard.



## Environmental Footprint

kg CO <sub>2</sub> equiv/m <sup>2</sup>		Kg CO <sub>2</sub> equiv/m <sup>2</sup> : 5,21 From EPD in conformity with ISO 14025 / EN 15804
Solo Lite	7,24	



## Circularity

Minimum post-consumer recycled content	64%
Recyclability	Fully recyclable



## Fire safety

Country	Fire standard	Class
Europe	EN 13501-1	A2-s1,d0

The glass wool core of the tiles is tested and classified as non-combustible according to EN ISO 1182.



## Visual appearance

White Frost, nearest NCS colour sample S 0500-N, 85% light reflectance. Gloss < 1.



## Cleanability

Daily dusting and vacuum cleaning. Weekly wet wiping.



## Accessibility

The tiles are demountable.



## Installation

Installed according to installation diagrams, installation guides and drawing aid. For information regarding minimum overall depth of system see quantity specification.



## Mechanical properties

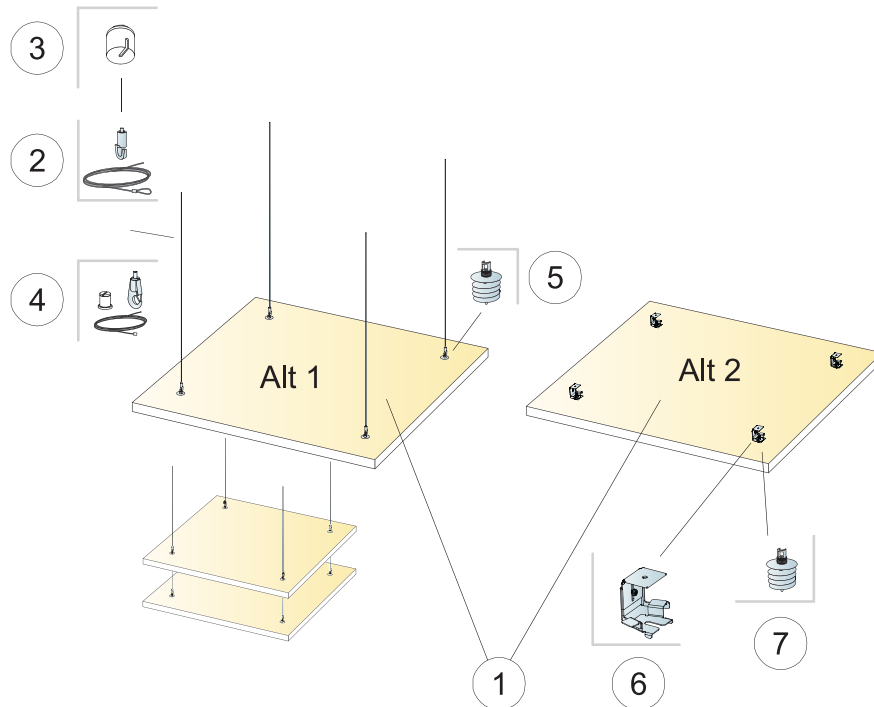
The tile can take both point loads and distributed loads. See Functional demands, Mechanical properties at [www.ecophon.com](http://www.ecophon.com).



## CE

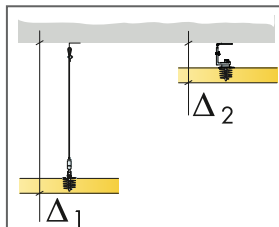
Ecophon ceiling systems are CE marked according to the European harmonized standard EN13964:2014. CE marked construction products are covered by a Declaration of Performance (DOP) which enables customers and users to easily compare performance of products available on the European market.

INSTALLATION DIAGRAM (M403) FOR ECOPHON SOLO LITE SQUARE

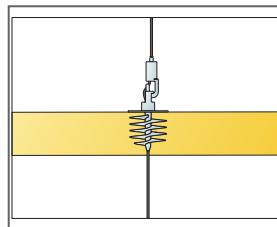


QUANTITY SPECIFICATION (EXCL. WASTAGE)

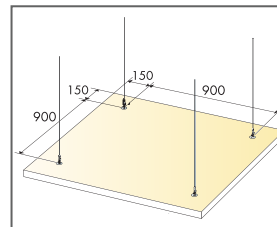
		Size, mm
		1200x1200
1	Solo Lite Square	1,44m <sup>2</sup> /panel
2	Connect Adjustable wire hanger (Alt 1)	4/panel
3	Connect Covering cup (Alt 1, Optional)	4/panel
4	Connect Adjustable wire kit (Alt 1, Optional)	4/panel
5	Connect Absorber anchor (Alt 1)	4/panel
6	Connect Absorber bracket (Alt 2)	4/panel
7	Connect Absorber anchor (Alt 2)	4/panel
$\Delta$ Min. overall depth of system: $\Delta 1$ 130 mm / $\Delta 2$ 90 mm		-



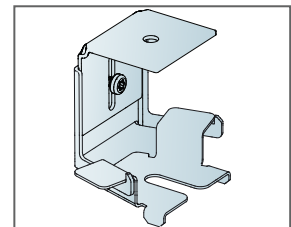
See Quantity specification



Panels can be suspended underneath each other



Installation dimensions



Details of Absorber bracket. Overall depth of system between 90-130mm

# Ecophon Solo™ Lite Rectangle

Ecophon Solo™ Lite Rectangle is a free hanging unit. Suitable when the room volume should be maintained or when it's not possible to install a wall-to-wall ceiling.




Ecophon Office Poland, Warsaw, Poland


## SYSTEM RANGE

	Size, mm	2400x1200
	Special Fixing	•
	Thickness (THK)	40
	Inst. Diagr.	M409






Solo panel



Suspension with Connect Adjustable wire hanger and Connect Absorber anchor



Suspension with Connect Absorber bracket and Connect Absorber anchor



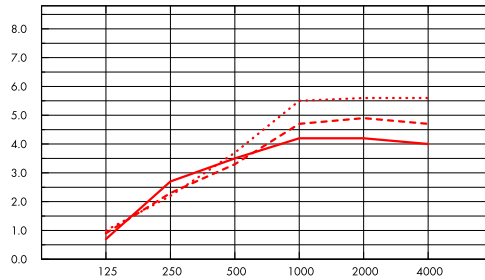
## Acoustic

The values in the diagram refer to a single unit. If the units are arranged in a cluster with distances between units less than 0,5 meters, the Aeq per unit will be slightly reduced.

### Sound Absorption:

Test results according to EN ISO 354.

A<sub>eq</sub> Equivalent absorption area per unit (m<sup>2</sup> sabin)



- Solo Lite Rectangle 2400x1200, 200 mm o.d.s.
- - - Solo Lite Rectangle 2400x1200, 400 mm o.d.s.
- ... Solo Lite Rectangle 2400x1200, 1000 mm o.d.s.

o.d.s = overall depth of system

	THK mm	o.d.s. mm	A <sub>eq</sub> Equivalent absorption area per unit (m <sup>2</sup> sabin)					
			125 Hz	250 Hz	500 Hz	1000 Hz	2000 Hz	4000 Hz
2400x1200	40	200	0.7	2.7	3.5	4.2	4.2	4.0
2400x1200	40	400	0.9	2.3	3.3	4.7	4.9	4.7
2400x1200	40	1000	1.0	2.2	3.7	5.5	5.6	5.6



## Indoor Air Quality

Certificate / Label	
Eurofins Indoor Air Comfort®	IAC
French VOC	A
Finnish M1	•



## Cradle to Cradle Certified®



This product is Cradle to Cradle Certified® at Bronze level (version 4.0).



## Environmental Footprint

	kg CO <sub>2</sub> equiv/m <sup>2</sup>	Kg CO <sub>2</sub> equiv/m <sup>2</sup> : 5,21
Solo Lite	7,24	From EPD in conformity with ISO 14025 / EN 15804



## Material Health

This product has received a C2C Certified Material Health Certificate™ at the Silver level (standard version 4.0). The C2C Certified Material Health Certificate™ is a verification of the health and safety of a product's composition using the Material Health requirements of the Cradle-to-Cradle Certified Product Standard.





## Circularity

Minimum post-consumer recycled content	64%
Recyclability	Fully recyclable



## Fire safety

Country	Class
Europe	EN 13501-1 A2-s1,d0

The glass wool core of the tiles is tested and classified as non-combustible according to EN ISO 1182.



## Humidity Resistance

Class C, relative humidity 95% and 30°C, according to EN 13964:2014



## Visual appearance

White Frost, nearest NCS colour sample S 0500-N, 85% light reflectance. Gloss < 1.



## Cleanability

Daily dusting and vacuum cleaning. Weekly wet wiping.



## Accessibility

The tiles are demountable.



## Installation

Installed according to installation diagrams, installation guides and drawing aid. For information regarding minimum overall depth of system see quantity specification.



## Mechanical properties

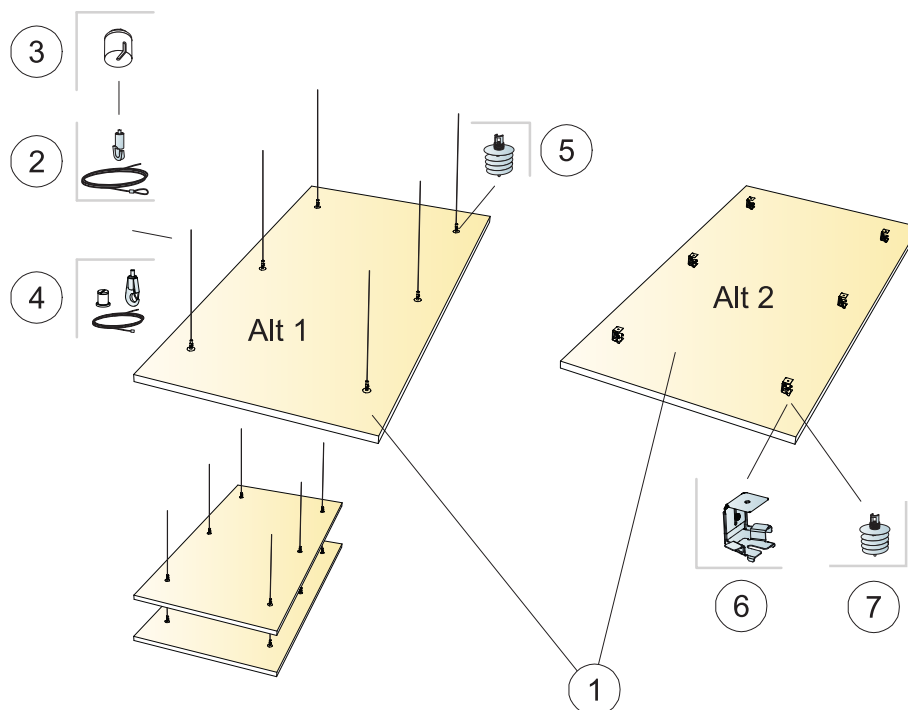
The tile can take both point loads and distributed loads. See Functional demands, Mechanical properties at [www.ecophon.com](http://www.ecophon.com).



## CE

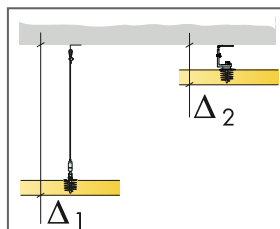
Ecophon ceiling systems are CE marked according to the European harmonized standard EN 13964:2014. CE marked construction products are covered by a Declaration of Performance (DOP) which enables customers and users to easily compare performance of products available on the European market.

INSTALLATION DIAGRAM (M409) FOR ECOPHON SOLO LITE RECTANGLE

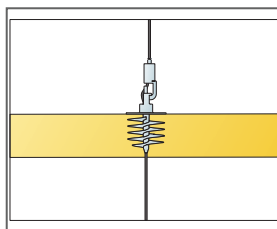


QUANTITY SPECIFICATION (EXCL. WASTAGE)

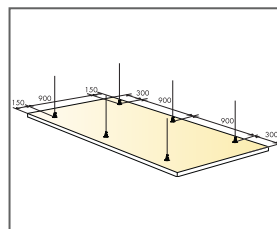
		Size, mm
		2400x1200
1	Solo Lite Rectangle	2,88m <sup>2</sup> /panel
2	Connect Adjustable wire hanger (Alt 1)	6/panel
3	Connect Covering cup (Alt 1, Optional)	6/panel
4	Connect Adjustable wire kit (Alt 1, Optional)	6/panel
5	Connect Absorber anchor (Alt 1)	6/panel
6	Connect Absorber bracket (Alt 2)	6/panel
7	Connect Absorber anchor (Alt 2)	6/panel
Δ Min. overall depth of system: Δ1 130 mm / Δ2 90 mm		-



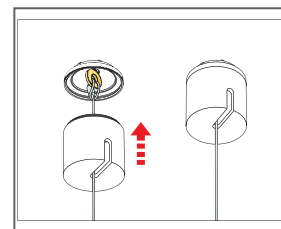
See Quantity specification



Panels can be suspended underneath each other



Installation dimensions



Installation of Connect Covering cup

# Ecophon Solo™ Baffle

Solo Baffle is vertically installed unframed baffles. Solo Baffle can be used to form distinct lines and is available in different sizes and a wide range of colours. Baffles are used primarily when natural light is brought into the room via skylight.




Plantronics, Hoofddorp, Netherlands


## SYSTEM RANGE



Size, mm	1200x200	1200x300	1200x600	1800x200	1800x300	1800x600
Special Fixing	•	•	•	•	•	•
Thickness (THK)	40	40	40	40	40	40
Inst. Diagr.	M414, M491, M563, M580	M414, M491, M563, M580	M414, M491, M563, M580	M414, M491, M563, M580	M414, M491, M563, M580	M414, M491, M563, M580




Solo Baffle



Solo Baffle/anchor



Solo Baffle/anchor installation



Solo Baffle/hook

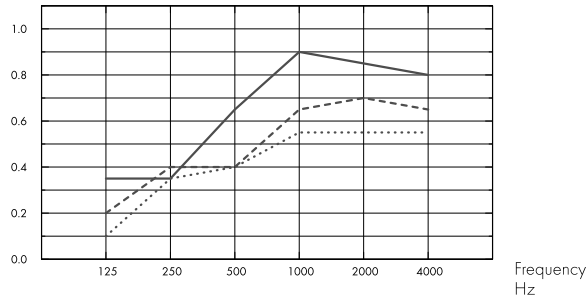
## Acoustic



### Sound Absorption:

Test results according to EN ISO 354:2003 NOTE: Results shown are not comparable with results according to older versions of this standard due to discrepancies in test method. Classification according to EN ISO 11654, and the single value ratings for Noise Reduction Coefficient, NRC and Sound Absorption Average, SAA according to ASTM C 423.

$\alpha_p$ , Practical sound absorption coefficient



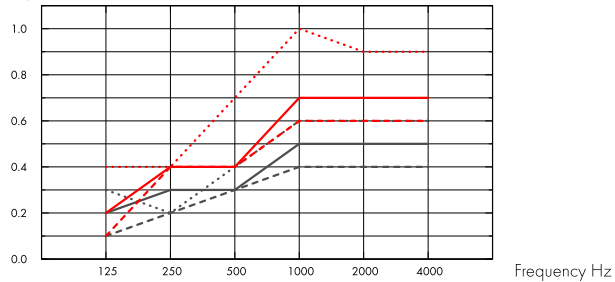
.... Solo Baffle 1200/1800x200, spacing 600mm, direct mounting

--- Solo Baffle 1200/1800x300, spacing 600mm, direct mounting

— Solo Baffle 1200/1800x600, spacing 600mm, direct mounting

o.d.s = overall depth of system

$A_{eq}$ , Equivalent absorption area per unit ( $m^2$  sabin)



--- Solo Baffle 1200x200

— Solo Baffle 1200x300

.... Solo Baffle 1200x600

-.-.- Solo Baffle 1800x200

— Solo Baffle 1800x300

.... Solo Baffle 1800x600

o.d.s = overall depth of system

	THK mm	o.d.s. mm	$\alpha_p$ , Practical sound absorption coefficient						$\alpha_w$
			125 Hz	250 Hz	500 Hz	1000 Hz	2000 Hz	4000 Hz	
c600	40	200	0.10	0.35	0.40	0.55	0.55	0.55	0.50
c600	40	300	0.20	0.40	0.40	0.65	0.70	0.65	0.50
c600	40	600	0.35	0.35	0.65	0.90	0.85	0.80	0.65

	THK mm	o.d.s. mm	$A_{eq}$ , Equivalent absorption area per unit ( $m^2$ sabin)					
			125 Hz	250 Hz	500 Hz	1000 Hz	2000 Hz	4000 Hz
1200x200 c600	40	200	0.1	0.2	0.3	0.4	0.4	0.4
1200x300 c600	40	300	0.2	0.3	0.3	0.5	0.5	0.5
1200x600 c600	40	600	0.3	0.2	0.4	0.6	0.6	0.6
1800x200 c600	40	200	0.1	0.4	0.4	0.6	0.6	0.6
1800x300 c600	40	300	0.2	0.4	0.4	0.7	0.7	0.7
1800x600 c600	40	600	0.4	0.4	0.7	1.0	0.9	0.9



## Indoor Air Quality

Certificate / Label	All Products
Eurofins Indoor Air Comfort®	IAC Gold
French VOC	A+
Finnish M1	•



## Cradle to Cradle Certified®



This product is Cradle to Cradle Certified® at Bronze level (version 4.0).



## Material Health

This product has received a C2C Certified Material Health Certificate™ at the Silver level (standard version 4.0). The C2C Certified Material Health Certificate™ is a verification of the health and safety of a product's composition using the Material Health requirements of the Cradle-to-Cradle Certified Product Standard.



## Environmental Footprint

	kg CO <sub>2</sub> equiv/m <sup>2</sup>
Solo Baffle	10,11

Life-cycle stages A1 to C4 from EPD, in conformity with ISO 14025 / EN 15804



## Circularity

Minimum post-consumer recycled content	57%
Recyclability	Fully recyclable



## Fire safety

Country	Fire standard	Class
Europe	EN 13501-1	A2-s1,d0

The glass wool core of the tiles is tested and classified as non-combustible according to EN ISO 1182.



## Humidity Resistance

Class C, relative humidity 95% and 30°C, according to EN 13964:2014



## Visual appearance

White Frost, nearest NCS colour sample S 0500-N, 85% light reflectance. Gloss < 1.



## Cleanability

Daily dusting and vacuum cleaning. Weekly wet wiping.



## Accessibility

The tiles are demountable.



### Installation

---

Installed according to installation diagrams, installation guides and drawing aid. For information regarding minimum overall depth of system see quantity specification.



### System weight

---

Approximate weight of system 2-4 kg/m



### Mechanical properties

---

Additional live load has to be fixed to the soffit.

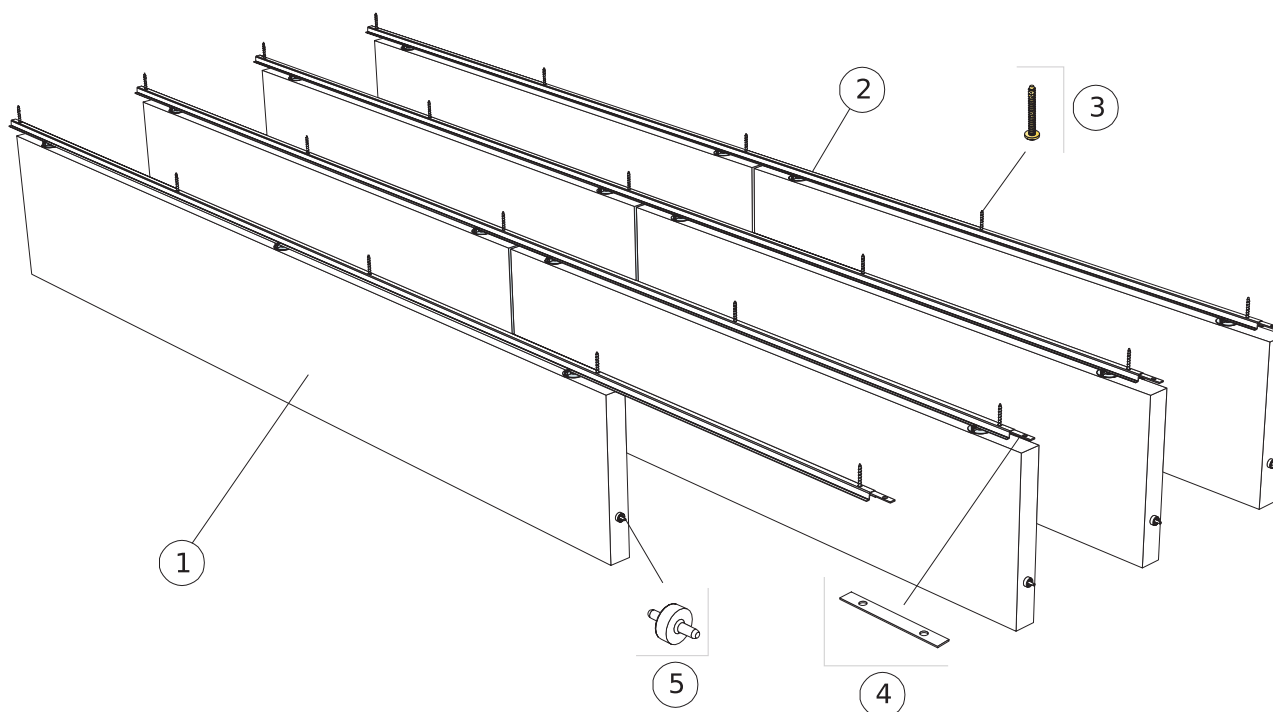


### CE

---

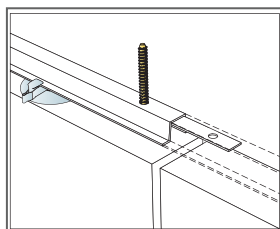
Ecophon ceiling systems are CE marked according to the European harmonized standard EN13964:2014. CE marked construction products are covered by a Declaration of Performance (DOP) which enables customers and users to easily compare performance of products available on the European market.

INSTALLATION DIAGRAM (M414) FOR ECOPHON SOLO BAFFLE/ANCHOR

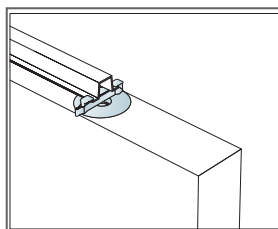


QUANTITY SPECIFICATION (EXCL. WASTAGE)

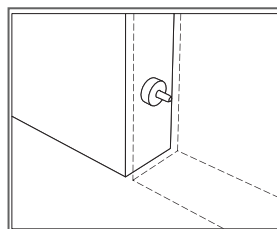
	Size, mm					
	1200x200	1200x300	1200x600	1800x200	1800x300	1800x600
1 Solo Baffle/anchor, installed at 300 mm centres	2,8/m <sup>2</sup>	2,8/m <sup>2</sup>	2,8/m <sup>2</sup>	1,9/m <sup>2</sup>	1,9/m <sup>2</sup>	1,9/m <sup>2</sup>
2 Connect Baffle profile, installed at 300 mm centres	3,3m/m <sup>2</sup>	3,3m/m <sup>2</sup>	3,3m/m <sup>2</sup>	3,3m/m <sup>2</sup>	3,3m/m <sup>2</sup>	3,3m/m <sup>2</sup>
3 Connect Anchor screw, fixed at 1200 mm centres	2,8/m <sup>2</sup>	2,8/m <sup>2</sup>	2,8/m <sup>2</sup>	2,8/m <sup>2</sup>	2,8/m <sup>2</sup>	2,8/m <sup>2</sup>
4 Connect Profile connector, installed at 2400 mm centres	1,4/m <sup>2</sup>	1,4/m <sup>2</sup>	1,4/m <sup>2</sup>	1,4/m <sup>2</sup>	1,4/m <sup>2</sup>	1,4/m <sup>2</sup>
5 Connect Guiding pin, installed at 1200/1800 mm centres	2,8/m <sup>2</sup>	2,8/m <sup>2</sup>	2,8/m <sup>2</sup>	1,9/m <sup>2</sup>	1,9/m <sup>2</sup>	1,9/m <sup>2</sup>



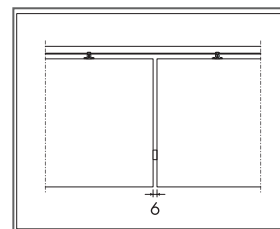
Fixing of Connect Profile connector



The baffles are secured with clips

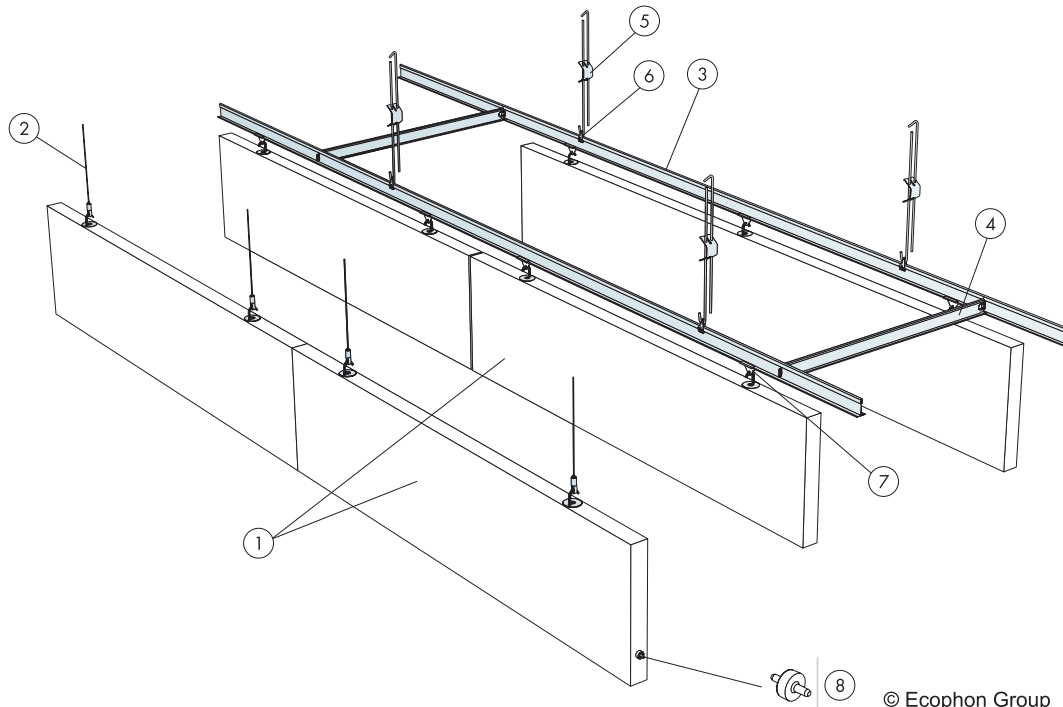


Connect Guiding pin, used to fix distance and level between panels



Distinct gap of 6 mm between baffles with Connect Guiding pin

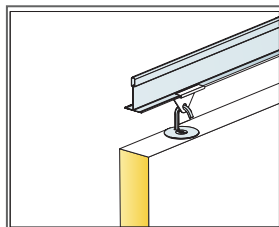
INSTALLATION DIAGRAM (M491) FOR ECOPHON SOLO BAFFLE/HOOK



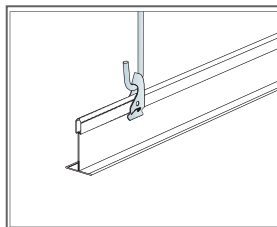
© Ecophon Group

QUANTITY SPECIFICATION (EXCL. WASTAGE)

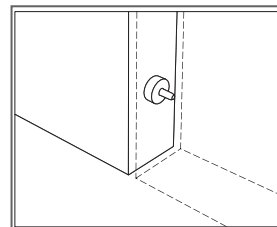
	Size, mm					
	1200x200	1200x300	1200x600	1800x200	1800x300	1800x600
1 Solo Baffle/hook, installed at 600 mm centres	1,4/m <sup>2</sup>	1,4/m <sup>2</sup>	1,4/m <sup>2</sup>	0,9/m <sup>2</sup>	0,9/m <sup>2</sup>	0,9/m <sup>2</sup>
2 Connect Adjustable wire hanger (Alt 1)	2/panel	2/panel	2/panel	3/panel	3/panel	3/panel
3 Connect T24 Main runner, installed at 600 mm centres (Alt 2)	1,7m/m <sup>2</sup>	1,7m/m <sup>2</sup>	1,7m/m <sup>2</sup>	1,7m/m <sup>2</sup>	1,7m/m <sup>2</sup>	1,7m/m <sup>2</sup>
4 Connect T24 Cross tee, L=600 mm, installed at 1800 mm centres (Alt 2)	0,6m/m <sup>2</sup>	0,6m/m <sup>2</sup>	0,6m/m <sup>2</sup>	0,6m/m <sup>2</sup>	0,6m/m <sup>2</sup>	0,6m/m <sup>2</sup>
5 Connect Adjustable hanger (Alt 2) c1200	1,4/m <sup>2</sup>	1,4/m <sup>2</sup>	1,4/m <sup>2</sup>	1,4/m <sup>2</sup>	1,4/m <sup>2</sup>	1,4/m <sup>2</sup>
6 Connect Hanger clip (Alt 2)	1,4/m <sup>2</sup>	1,4/m <sup>2</sup>	1,4/m <sup>2</sup>	1,4/m <sup>2</sup>	1,4/m <sup>2</sup>	1,4/m <sup>2</sup>
7 Connect Baffle clip (Alt 2)	2,8/m <sup>2</sup>	2,8/m <sup>2</sup>	2,8/m <sup>2</sup>	2,8/m <sup>2</sup>	2,8/m <sup>2</sup>	2,8/m <sup>2</sup>
8 Connect Guiding Pin, installed at 1200/1800 mm centres	2,8/m <sup>2</sup>	2,8/m <sup>2</sup>	2,8/m <sup>2</sup>	0,9/m <sup>2</sup>	0,9/m <sup>2</sup>	0,9/m <sup>2</sup>



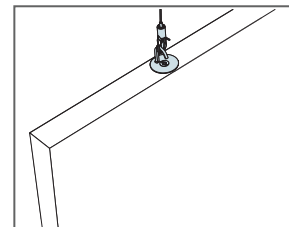
Detail of suspension



Suspension with adjustable hanger and clip



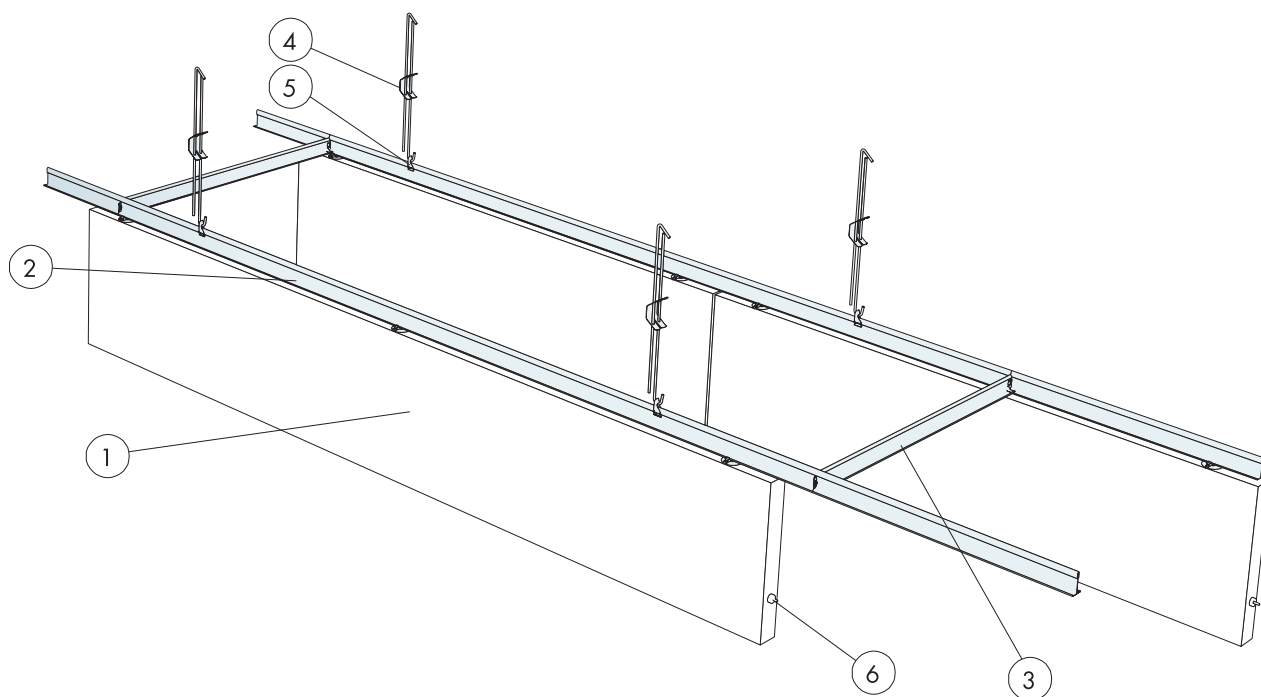
Connect Guiding pin, used to fix distance and level between panels



Suspension with Connect Adjustable wire hanger



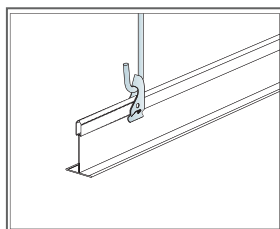
## INSTALLATION DIAGRAM (M563) FOR ECOPHON SOLO BAFFLE/ANCHOR



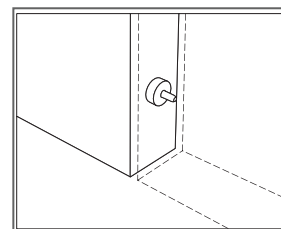
© Ecophon Group

## QUANTITY SPECIFICATION (EXCL. WASTAGE)

	Size, mm					
	1200x200	1200x300	1200x600	1800x200	1800x300	1800x600
1 Solo Baffle/anchor, installed at 600 mm centres	1,4/m <sup>2</sup>	1,4/m <sup>2</sup>	1,4/m <sup>2</sup>	1,9/m <sup>2</sup>	1,9/m <sup>2</sup>	1,9/m <sup>2</sup>
2 Connect T24 Main runner, installed at 600 mm centres (Alt 2)	1,7m/m <sup>2</sup>	1,7m/m <sup>2</sup>	1,7m/m <sup>2</sup>	1,7m/m <sup>2</sup>	1,7m/m <sup>2</sup>	1,7m/m <sup>2</sup>
3 Connect T24 Cross tee, L=600 mm, installed at 1800 mm centres (Alt 2)	0,6m/m <sup>2</sup>	0,6m/m <sup>2</sup>	0,6m/m <sup>2</sup>	0,6m/m <sup>2</sup>	0,6m/m <sup>2</sup>	0,6m/m <sup>2</sup>
4 Connect Adjustable hanger (Alt 2) c1200	1,4/m <sup>2</sup>	1,4/m <sup>2</sup>	1,4/m <sup>2</sup>	1,4/m <sup>2</sup>	1,4/m <sup>2</sup>	1,4/m <sup>2</sup>
5 Connect Hanger Clip (Alt 1), not to be used in swimming hall environments	-	-	0,7/m <sup>2</sup>	-	-	-
6 Connect Guiding Pin, installed at 1200/1800 mm centres	2,8/m <sup>2</sup>	2,8/m <sup>2</sup>	2,8/m <sup>2</sup>	0,9/m <sup>2</sup>	0,9/m <sup>2</sup>	0,9/m <sup>2</sup>

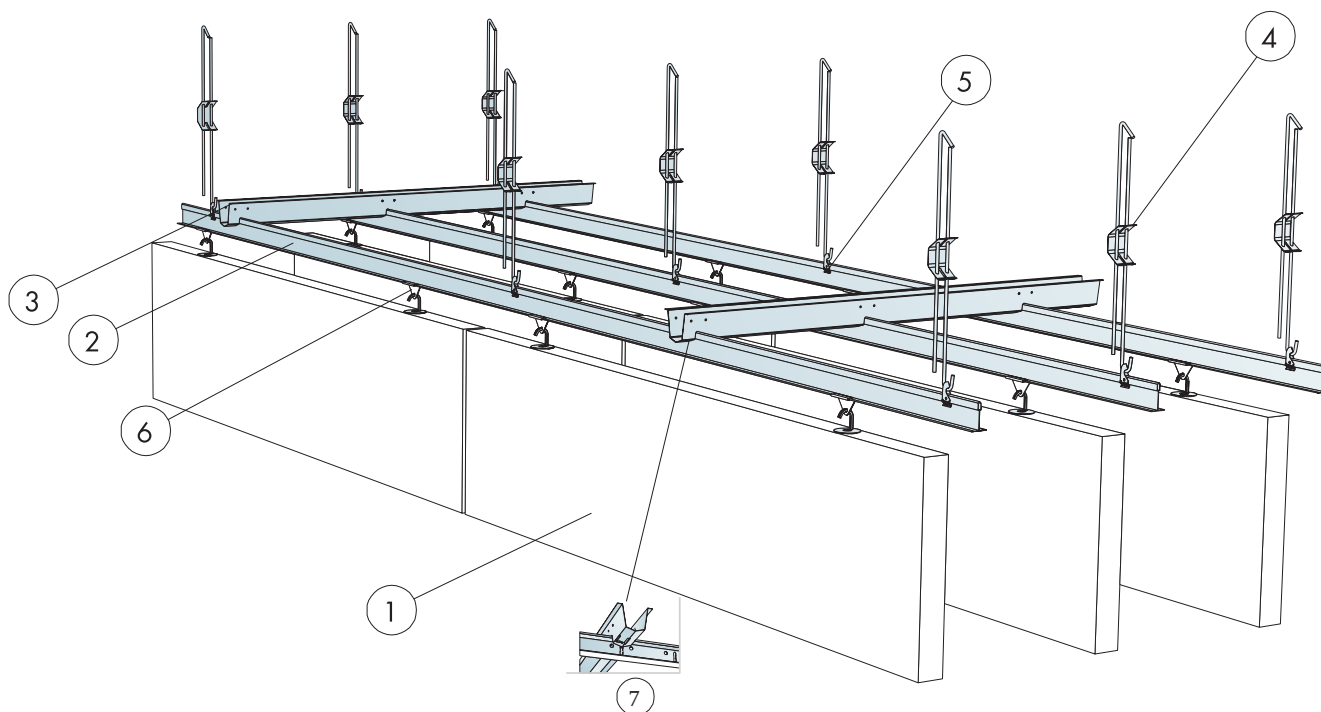


Suspension with adjustable hanger and clip



Connect Guiding pin, used to fix distance and level between panels

## INSTALLATION DIAGRAM (M563) FOR ECOPHON SOLO BAFFLE/HOOK



## QUANTITY SPECIFICATION (EXCL. WASTAGE)

	Size, mm					
	1200x200	1200x300	1200x600	1800x200	1800x300	1800x600
1 Solo Baffle/hook, installed at 600 mm centres	1,4/m <sup>2</sup>	1,4/m <sup>2</sup>	1,4/m <sup>2</sup>	1,9/m <sup>2</sup>	1,9/m <sup>2</sup>	1,9/m <sup>2</sup>
2 Connect T24 Main runner HD, installed at 600 mm centres	-	-	-	-	-	1,7m/m <sup>2</sup>
3 Connect Space bar	-	-	as required	-	-	as required
4 Connect Adjustable hanger (Alt 2) c1200	1,4/m <sup>2</sup>	1,4/m <sup>2</sup>	1,4/m <sup>2</sup>	1,4/m <sup>2</sup>	1,4/m <sup>2</sup>	1,4/m <sup>2</sup>
5 Connect Hanger Clip (Alt 1), not to be used in swimming hall environments	-	-	0,7/m <sup>2</sup>	-	-	-
6 Connect Baffle clip (Alt 2)	2,8/m <sup>2</sup>	2,8/m <sup>2</sup>	2,8/m <sup>2</sup>	2,8/m <sup>2</sup>	2,8/m <sup>2</sup>	2,8/m <sup>2</sup>
7 Connect Space bar winch, installed one per joint Main runner/Space bar	-	-	1,1/m <sup>2</sup>	-	-	1,1/m <sup>2</sup>
	-	-	-	-	-	-

# Ecophon Solo™ Baffle Wave

Solo Baffle Wave is vertically installed unframed baffles. The wave-shaped baffle gives the room a special design and possibility to express design in shape and colour. Baffles are used primarily when natural light is brought into the room via skylight.




Kurikka Campus, Kurikka, Finland


## SYSTEM RANGE



Size, mm	1800x300	1800x600
Special Fixing	•	•
Thickness (THK)	40	40
Inst. Diagr.	M495, M419	M495, M419




Solo Baffle Wave



Solo Baffle Wave/anchor



Solo Baffle Wave/anchor installation



Solo Baffle Wave/hook

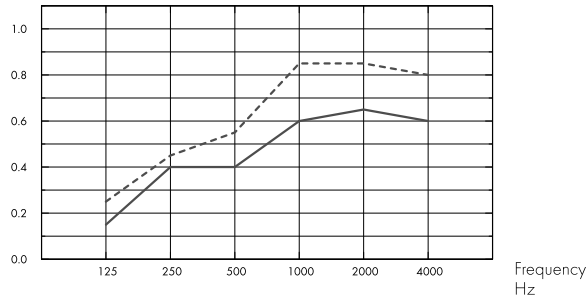


## Acoustic

### Sound Absorption:

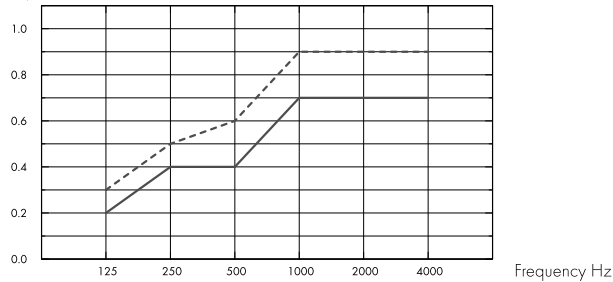
Test results according to EN ISO 354:2003 NOTE: Results shown are not comparable with results according to older versions of this standard due to discrepancies in test method. Classification according to EN ISO 11654, and the single value ratings for Noise Reduction Coefficient, NRC and Sound Absorption Average, SAA according to ASTM C 423.

$\alpha_p$ , Practical sound absorption coefficient



- Solo Baffle Wave 1800x300/200, spacing 600, direct mounting
- Solo Baffle Wave 1800x600/300, spacing 600, direct mounting
- o.d.s = overall depth of system

$A_{eq}$ , Equivalent absorption area per unit ( $m^2$  sabin)



- Solo Baffle Wave 1800x300/200
- Solo Baffle Wave 1800x600/300
- o.d.s = overall depth of system

	THK mm	o.d.s. mm	$\alpha_p$ , Practical sound absorption coefficient						$\alpha_w$
			125 Hz	250 Hz	500 Hz	1000 Hz	2000 Hz	4000 Hz	
c600	40	300	0.15	0.40	0.40	0.60	0.65	0.60	0.50
c600	40	600	0.25	0.45	0.55	0.85	0.85	0.80	0.65

	THK mm	o.d.s. mm	$A_{eq}$ , Equivalent absorption area per unit ( $m^2$ sabin)					
			125 Hz	250 Hz	500 Hz	1000 Hz	2000 Hz	4000 Hz
c600	40	300	0.2	0.4	0.4	0.7	0.7	0.7
c600	40	600	0.3	0.5	0.6	0.9	0.9	0.9

THK mm	o.d.s. mm	NRC	SAA
40	300	0.50	0.52
40	600	0.70	0.68



## Indoor Air Quality

Certificate / Label	All Products
Eurofins Indoor Air Comfort®	IAC Gold
French VOC	A+
Finnish M1	•



## Cradle to Cradle Certified®



This product is Cradle to Cradle Certified® at Bronze level (version 4.0).



## Material Health

This product has received a C2C Certified Material Health Certificate™ at the Silver level (standard version 4.0). The C2C Certified Material Health Certificate™ is a verification of the health and safety of a product's composition using the Material Health requirements of the Cradle-to-Cradle Certified Product Standard.



## Environmental Footprint

	kg CO <sub>2</sub> equiv/m <sup>2</sup>
Solo Baffle Wave	11,07

Life-cycle stages A1 to C4 from EPD, in conformity with ISO 14025 / EN 15804



## Circularity

Minimum post-consumer recycled content	57%
Recyclability	Fully recyclable



## Fire safety

Country	Fire standard	Class
Europe	EN 13501-1	A2-s1,d0

The glass wool core of the tiles is tested and classified as non-combustible according to EN ISO 1182.



## Humidity Resistance

Class C, relative humidity 95% and 30°C, according to EN 13964:2014



## Visual appearance

White Frost, nearest NCS colour sample S 0500-N, 85% light reflectance. Gloss < 1.



## Cleanability

Daily dusting and vacuum cleaning. Weekly wet wiping.



## Accessibility

The tiles are demountable.



### Installation

---

Installed according to installation diagrams, installation guides and drawing aid. For information regarding minimum overall depth of system see quantity specification.



### System weight

---

Approximate weight of system 2-4 kg/m



### Mechanical properties

---

Additional live load has to be fixed to the soffit.

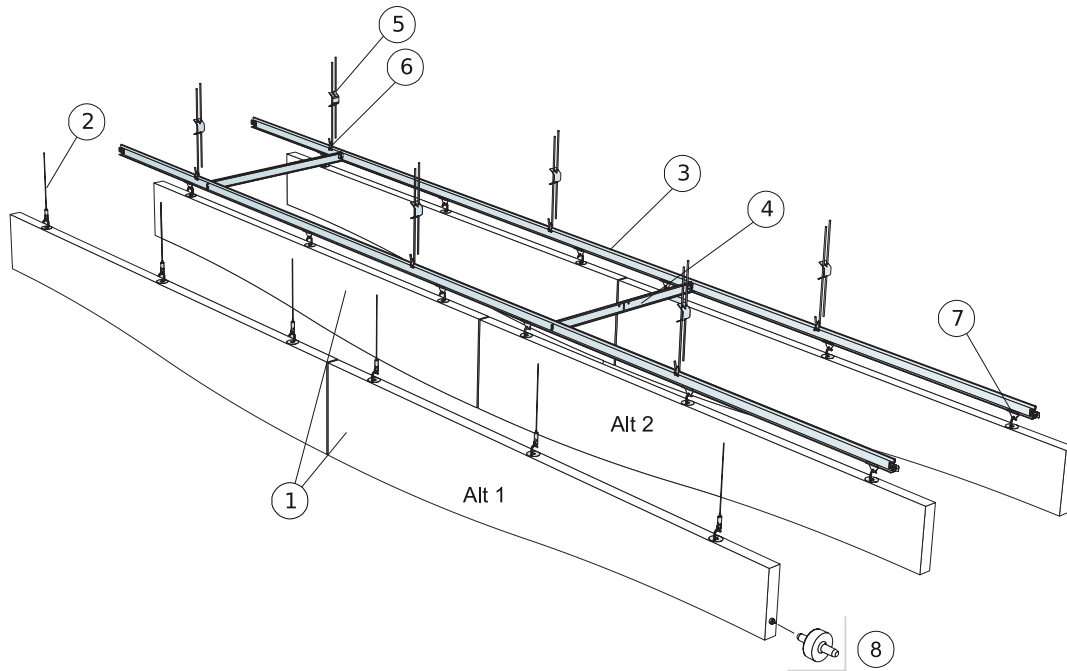


### CE

---

Ecophon ceiling systems are CE marked according to the European harmonized standard EN13964:2014. CE marked construction products are covered by a Declaration of Performance (DOP) which enables customers and users to easily compare performance of products available on the European market.

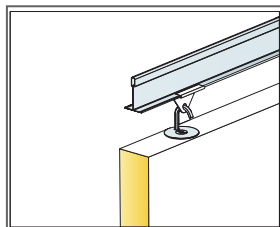
INSTALLATION DIAGRAM (M495) FOR ECOPHON SOLO BAFFLE WAVE/HOOK



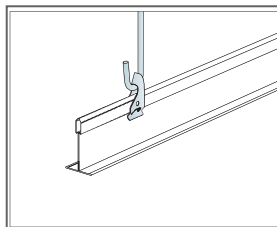
© Ecophon Group

QUANTITY SPECIFICATION (EXCL. WASTAGE)

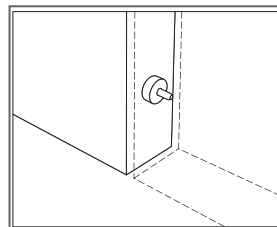
Size, mm		
	1800x300	1800x600
1 Solo Baffle Wave/hook, installed at 600 mm centres	0,9/m <sup>2</sup>	0,9/m <sup>2</sup>
2 Connect Adjustable wire hanger (Alt 1)	3/panel	3/panel
3 Connect T24 Main runner, installed at 600 mm centres (Alt 2)	1,7m/m <sup>2</sup>	1,7m/m <sup>2</sup>
4 Connect T24 Cross tee, L=600 mm, installed at 1800 mm centres (Alt 2)	0,6m/m <sup>2</sup>	0,6m/m <sup>2</sup>
5 Connect Adjustable hanger (Alt 2) c1200	1,4/m <sup>2</sup>	1,4/m <sup>2</sup>
6 Connect Hanger clip (Alt 2)	1,4/m <sup>2</sup>	1,4/m <sup>2</sup>
7 Connect Baffle clip (Alt 2)	2,8/m <sup>2</sup>	2,8/m <sup>2</sup>
8 Connect Guiding pin, installed at 1800 mm centres	0,9/m <sup>2</sup>	0,9/m <sup>2</sup>



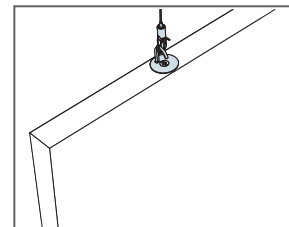
Detail of suspension



Suspension with adjustable hanger and clip

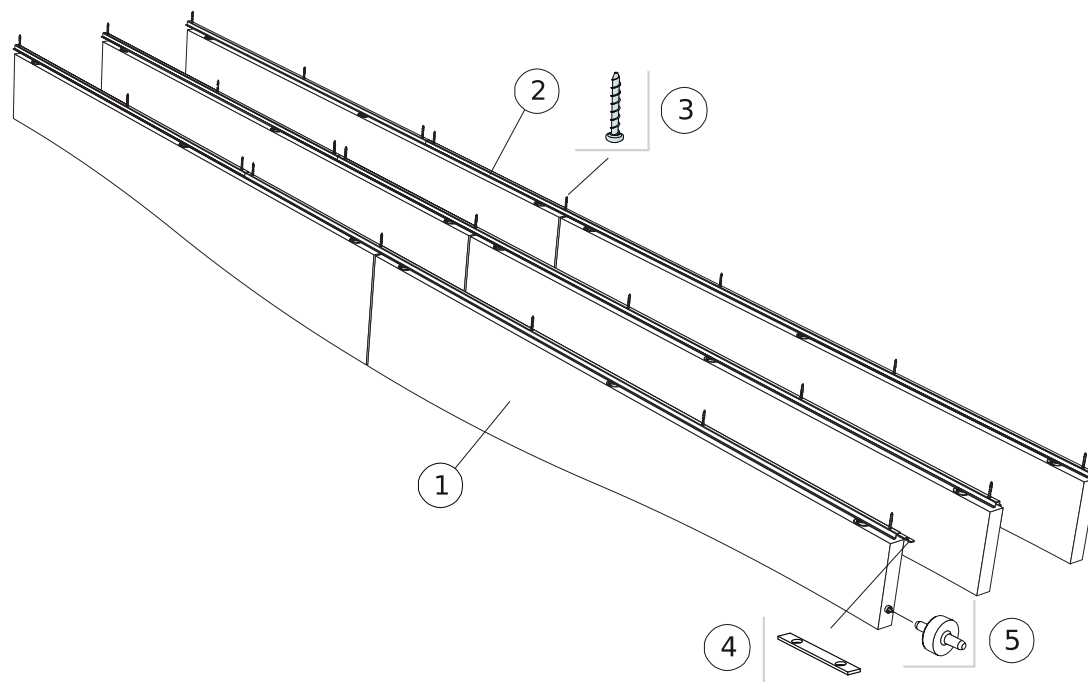


Connect Guiding pin, used to fix distance and level between panels



Suspension with Connect Adjustable wire hanger

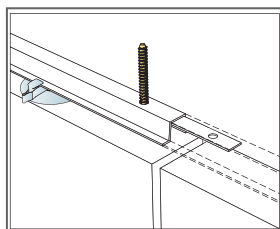
INSTALLATION DIAGRAM (M419) FOR ECOPHON SOLO BAFFLE WAVE/ANCHOR



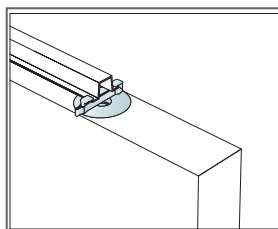
© Ecophon Group

QUANTITY SPECIFICATION (EXCL. WASTAGE)

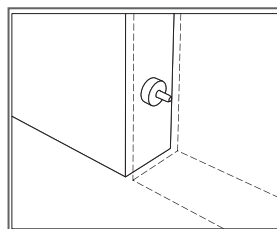
		Size, mm	
		1800x300	1800x600
1	Solo Baffle Wave/anchor, installed at 300 mm centres	1,9/m <sup>2</sup>	1,9/m <sup>2</sup>
2	Connect Baffle profile, installed at 300 mm centres	3,3m/m <sup>2</sup>	3,3m/m <sup>2</sup>
3	Connect Anchor screw, fixed at 1200 mm centres	2,8/m <sup>2</sup>	2,8/m <sup>2</sup>
4	Connect Profile connector, installed at 2400 mm centres	1,4/m <sup>2</sup>	1,4/m <sup>2</sup>
5	Connect Guiding pin, installed at 1800 mm centres	1,9/m <sup>2</sup>	1,9/m <sup>2</sup>



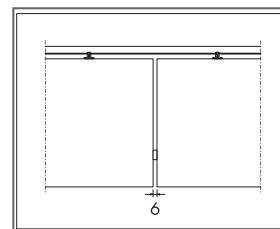
Fixing of Connect Profile connector



The baffles are secured with clips



Connect Guiding pin, used to fix distance and level between panels



Distinct gap of 6 mm between baffles with Connect Guiding pin



# Ecophon Solo™ Baffle ZigZag


Solo Baffle ZigZag is vertically installed unframed baffles. The zigzag-shaped baffle gives the room a special design and possibility to express design in shape and colour. Baffles are used primarily when natural light is brought into the room via skylight.




## SYSTEM RANGE



Size, mm	1800x300	1800x600
Special Fixing	•	•
Thickness (THK)	40	40
Inst. Diag.	M496, M417	M496, M417




Solo Baffle ZigZag



Solo Baffle ZigZag/anchor



Solo Baffle ZigZag/anchor installation



Solo Baffle ZigZag/hook

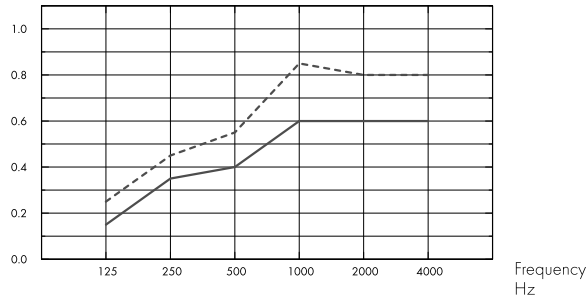


## Acoustic

### Sound Absorption:

Test results according to EN ISO 354:2003 NOTE: Results shown are not comparable with results according to older versions of this standard due to discrepancies in test method. Classification according to EN ISO 11654, and the single value ratings for Noise Reduction Coefficient, NRC and Sound Absorption Average, SAA according to ASTM C 423.

$\alpha_p$ , Practical sound absorption coefficient

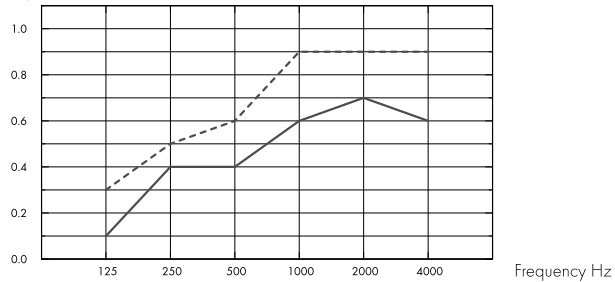


— Solo Baffle ZigZag 1800x300/200, spacing 600, direct mounting

--- Solo Baffle ZigZag 1800x600/300, spacing 600, direct mounting

o.d.s = overall depth of system

$A_{eq}$ , Equivalent absorption area per unit ( $m^2$  sabin)



— Solo Baffle ZigZag 1800x300/200

--- Solo Baffle ZigZag 1800x600/300

o.d.s = overall depth of system

	THK mm	o.d.s. mm	$\alpha_p$ , Practical sound absorption coefficient						$\alpha_w$
			125 Hz	250 Hz	500 Hz	1000 Hz	2000 Hz	4000 Hz	
c600	40	300	0.15	0.35	0.40	0.60	0.60	0.60	0.50
c600	40	600	0.25	0.45	0.55	0.85	0.80	0.80	0.65

	THK mm	o.d.s. mm	$A_{eq}$ , Equivalent absorption area per unit ( $m^2$ sabin)					
			125 Hz	250 Hz	500 Hz	1000 Hz	2000 Hz	4000 Hz
c600	40	300	0.1	0.4	0.4	0.6	0.7	0.6
c600	40	600	0.3	0.5	0.6	0.9	0.9	0.9

THK mm	o.d.s. mm	NRC	SAA
40	300	0.50	0.49
40	600	0.65	0.65



## Indoor Air Quality

Certificate / Label	All Products
Eurofins Indoor Air Comfort®	IAC Gold
French VOC	A+
Finnish M1	•



## Cradle to Cradle Certified®



This product is Cradle to Cradle Certified® at Bronze level (version 4.0).



## Material Health

This product has received a C2C Certified Material Health Certificate™ at the Silver level (standard version 4.0). The C2C Certified Material Health Certificate™ is a verification of the health and safety of a product's composition using the Material Health requirements of the Cradle-to-Cradle Certified Product Standard.



## Environmental Footprint

	kg CO <sub>2</sub> equiv/m <sup>2</sup>
Solo Baffle ZigZag	11,13

Life-cycle stages A1 to C4 from EPD, in conformity with ISO 14025 / EN 15804



## Circularity

Minimum post-consumer recycled content	57%
Recyclability	Fully recyclable



## Fire safety

Country	Fire standard	Class
Europe	EN 13501-1	A2-s1,d0

The glass wool core of the tiles is tested and classified as non-combustible according to EN ISO 1182.



## Humidity Resistance

Class C, relative humidity 95% and 30°C, according to EN 13964:2014



## Visual appearance

White Frost, nearest NCS colour sample S 0500-N, 85% light reflectance. Gloss < 1.



## Cleanability

Daily dusting and vacuum cleaning. Weekly wet wiping.



## Accessibility

The tiles are demountable.



### Installation

---

Installed according to installation diagrams, installation guides and drawing aid. For information regarding minimum overall depth of system see quantity specification.



### System weight

---

Approximate weight of system 2-4 kg/m



### Mechanical properties

---

Additional live load has to be fixed to the soffit.

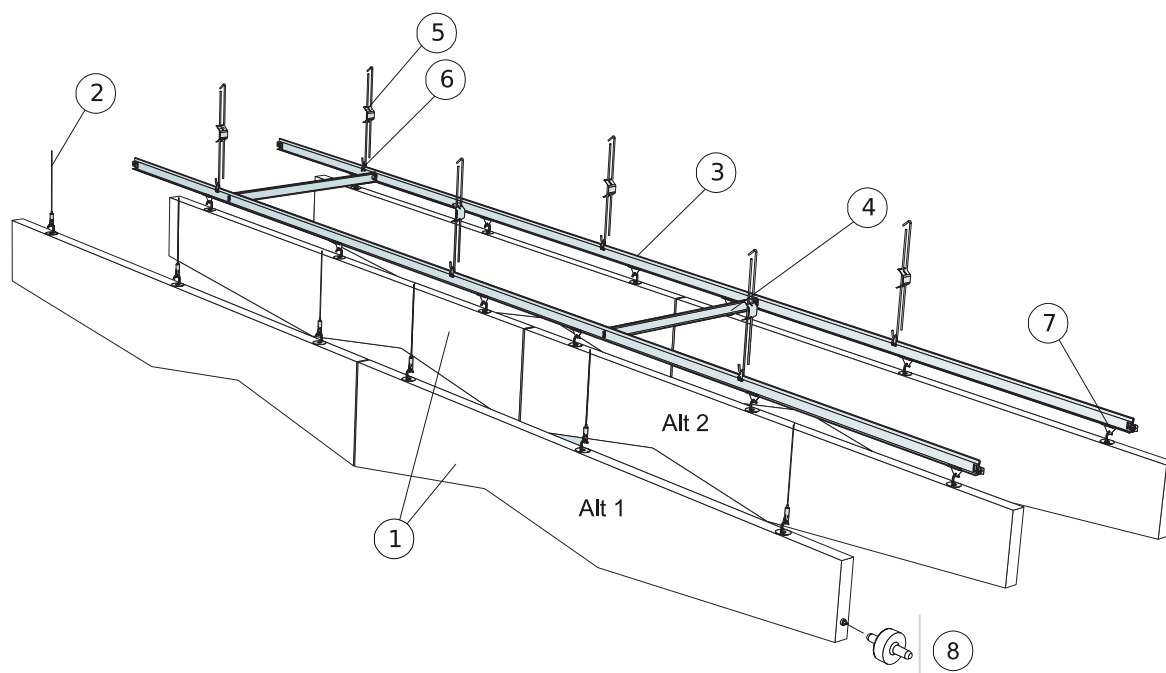


### CE

---

Ecophon ceiling systems are CE marked according to the European harmonized standard EN13964:2014. CE marked construction products are covered by a Declaration of Performance (DOP) which enables customers and users to easily compare performance of products available on the European market.

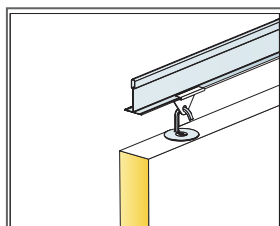
## INSTALLATION DIAGRAM (M496) FOR ECOPHON SOLO BAFFLE ZIGZAG/HOOK



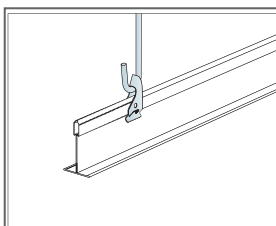
© Ecophon Group

## QUANTITY SPECIFICATION (EXCL. WASTAGE)

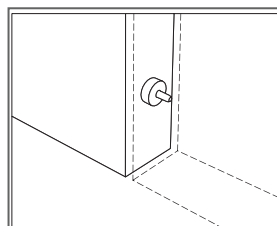
	Size, mm	
	1800x300	1800x600
1 Solo Baffle ZigZag/hook	0,9/m <sup>2</sup>	0,9/m <sup>2</sup>
2 Connect Adjustable wire hanger (Alt 1)	3/panel	3/panel
3 Connect T24 Main runner, installed at 600 mm centres (Alt 2)	1,7m/m <sup>2</sup>	1,7m/m <sup>2</sup>
4 Connect T24 Cross tee, L=600 mm, installed at 1800 mm centres (Alt 2)	0,6m/m <sup>2</sup>	0,6m/m <sup>2</sup>
5 Connect Adjustable hanger (Alt 2) c1200	1,4/m <sup>2</sup>	1,4/m <sup>2</sup>
6 Connect Hanger clip (Alt 2)	1,4/m <sup>2</sup>	1,4/m <sup>2</sup>
7 Connect Baffle clip (Alt 2)	2,8/m <sup>2</sup>	2,8/m <sup>2</sup>
8 Connect Guiding pin, installed at 1800 mm centres	0,9/m <sup>2</sup>	0,9/m <sup>2</sup>



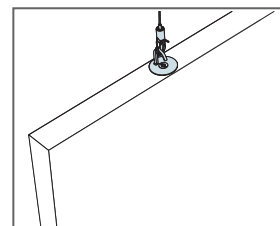
Detail of suspension



Suspension with adjustable hanger and clip

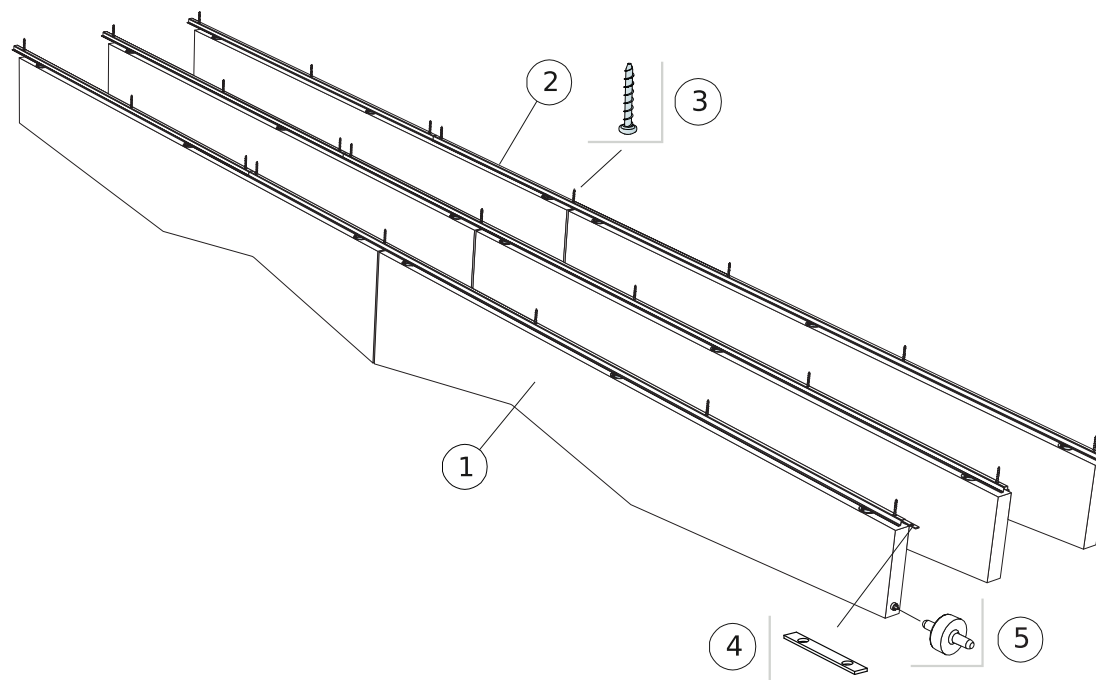


Connect Guiding pin, used to fix distance and level between panels



Suspension with Connect Adjustable wire hanger

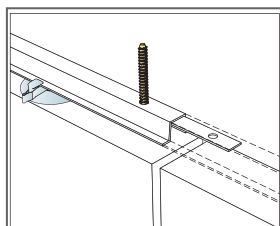
INSTALLATION DIAGRAM (M417) FOR ECOPHON SOLO BAFFLE ZIGZAG/ANCHOR



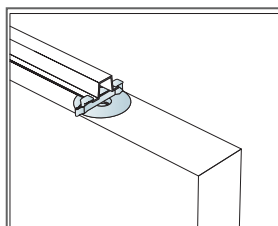
© Ecophon Group

QUANTITY SPECIFICATION (EXCL. WASTAGE)

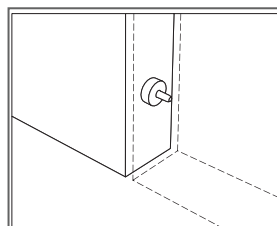
		Size, mm	
		1800x300	1800x600
1	Solo Baffle ZigZag/anchor, installed at 300 mm centres	1,9/m <sup>2</sup>	1,9/m <sup>2</sup>
2	Connect Baffle profile, installed at 300 mm centres	3,3m/m <sup>2</sup>	3,3m/m <sup>2</sup>
3	Connect Anchor screw, fixed at 1200 mm centres	2,8/m <sup>2</sup>	2,8/m <sup>2</sup>
4	Connect Profile connector, installed at 2400 mm centres	1,4/m <sup>2</sup>	1,4/m <sup>2</sup>
5	Connect Guiding pin, installed at 1800 mm centres	1,9/m <sup>2</sup>	1,9/m <sup>2</sup>



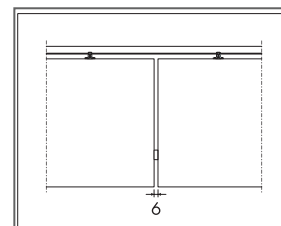
Fixing of Connect Profile connector



The baffles are secured with clips



Connect Guiding pin, used to fix distance and level between panels



Distinct gap of 6 mm between baffles with Connect Guiding pin

# Ecophon Solo™ Baffle Wall

Ecophon Solo™ Baffle Wall are acoustic solutions for walls. Solo Baffle Wall are suitable in buildings where you want to express design and have freedom to create patterns with different sizes and colours.

With Connect™ Baffle wall fixing you will easily attach the baffle to the wall.




Clientèle, Johannesburg, South Africa


## SYSTEM RANGE

	Size, mm	1200x200	1200x300
	Special Fixing	•	•
	Thickness (THK)	40	40
	Inst. Diagr.	M420	M420






Solo Baffle Wall



Solo Baffle/anchor



Solo Baffle/anchor with Connect Baffle Wall fixing

## Acoustic



For acoustic data on the Baffle - please see Solo Baffle.

## Indoor Air Quality



Certificate / Label	All Products
Eurofins Indoor Air Comfort®	IAC Gold
French VOC	A+
Finnish M1	•



## Cradle to Cradle Certified®



This product is Cradle to Cradle Certified® at Bronze level (version 4.0).



## Material Health

This product has received a C2C Certified Material Health Certificate™ at the Silver level (standard version 4.0). The C2C Certified Material Health Certificate™ is a verification of the health and safety of a product's composition using the Material Health requirements of the Cradle-to-Cradle Certified Product Standard.



## Environmental Footprint

	kg CO <sub>2</sub> equiv/m <sup>2</sup>
Solo Baffle Wall	10,11

Life-cycle stages A1 to C4 from EPD, in conformity with ISO 14025 / EN 15804



## Circularity

Minimum post-consumer recycled content	57%
Recyclability	Fully recyclable



## Fire safety

Country	Fire standard	Class
Europe	EN 13501-1	A2-s1,d0

The glass wool core of the tiles is tested and classified as non-combustible according to EN ISO 1182.



## Humidity Resistance

Class C, relative humidity 95% and 30°C, according to EN 13964:2014



## Visual appearance

White Frost, nearest NCS colour sample S 0500-N, 85% light reflectance. Gloss < 1.





### **Cleanability**

---

Daily dusting and vacuum cleaning. Weekly wet wiping.



### **Accessibility**

---

The tiles are demountable.



### **Installation**

---

Installed according to installation diagrams, installation guides and drawing aid. For information regarding minimum overall depth of system see quantity specification.



### **Mechanical properties**

---

Additional live load has to be fixed to the soffit.




### **CE**

---

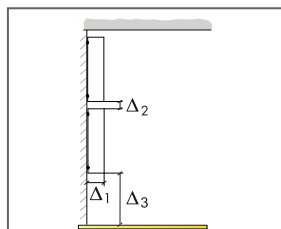
Ecophon ceiling systems are CE marked according to the European harmonized standard EN13964:2014. CE marked construction products are covered by a Declaration of Performance (DOP) which enables customers and users to easily compare performance of products available on the European market.

# INSTALLATION DIAGRAM (M420) FOR ECOPHON SOLO BAFFLE WALL

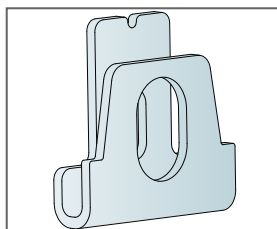


## QUANTITY SPECIFICATION (EXCL. WASTAGE)

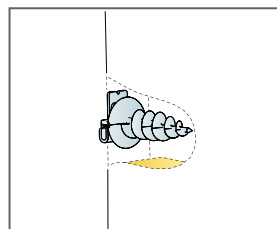
		Size, mm	
		1200x200	1200x300
1	Solo Baffle/anchor, installed at 300 mm centres	2,8/m <sup>2</sup>	2,8/m <sup>2</sup>
2	Connect Baffle wall fixing	2/panel	2/panel
$\Delta 1$ Min. overall depth of system: $\Delta 1$ 212mm / 312mm		-	-
$\Delta 2$ Min. overall depth of system: $\Delta 2$ 20mm		-	-
$\Delta 3$ Min. overall depth of system: $\Delta 3$ 2500mm		-	-



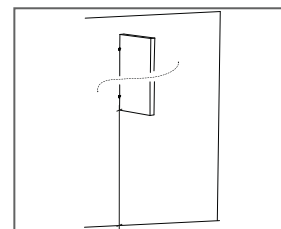
See Quantity specification



Detail of Connect Baffle wall bracket



Detail of panel



Mounting high min 2,5m.


# Ecophon Solo™ Textile

Solo Textile is a panel fully covered in textile fabric, available in a range of colours. The premium free-hanging unit combines high acoustic performance with elegance and design. Solo Textile entices the senses, contributing to a full sensory experience.




Solo Textile 2020, United Kingdom

## SYSTEM RANGE


	Size, mm	1200x1200
	Special Fixing	•
	Thickness (THK)	40
	Inst. Diagr.	M482




Suspension with Connect Adjustable wire hanger and Connect Absorber anchor



Solo Textile pre-cut hole



Solo Textile corner



Solo Textile panel

## Acoustic

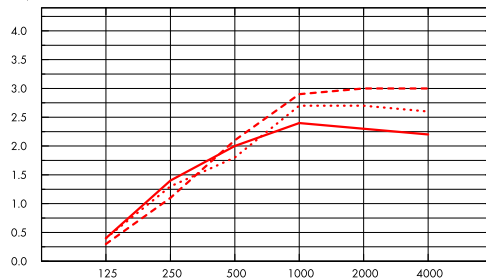


The values in the diagram refer to a single unit. If the units are arranged in a cluster with distances between units less than 0,5 meters, the Aeq per unit will be slightly reduced.

### Sound Absorption:

Test results according to EN ISO 354.

A<sub>eq</sub> Equivalent absorption area per unit (m<sup>2</sup> sabin)



- Solo Textile 1200x1200, 200 mm o.d.s.
  - .... Solo Textile 1200x1200, 400 mm o.d.s.
  - - - Solo Textile 1200x1200, 1000 mm o.d.s.
- o.d.s = overall depth of system

	THK mm	o.d.s. mm	A <sub>eq</sub> Equivalent absorption area per unit (m <sup>2</sup> sabin)					
			125 Hz	250 Hz	500 Hz	1000 Hz	2000 Hz	4000 Hz
1200x1200	40	200	0.4	1.4	2.0	2.4	2.3	2.2
1200x1200	40	400	0.4	1.3	1.8	2.7	2.7	2.6
1200x1200	40	1000	0.3	1.1	2.1	2.9	3.0	3.0



## Indoor Air Quality

Certificate / Label	Standard
French VOC	A



## Circularity

Fully recyclable.



## Fire safety

Country	Fire standard	Class	See table
Europe	EN 13501-1	B-s1,d0	



## Humidity Resistance

Class A, relative humidity 70% and 25°C, according to EN 13964:2014



### Visual appearance

---

Light reflectance and nearest NCS colour sample for all the different colours: See Ecophon Colours and surfaces. (The tiles need to be installed in accordance with the installation guide in order to get optimal visual appearance).



### Cleanability

---

Weekly dusting and vacuum cleaning.



### Accessibility

---

The tiles are demountable.



### Installation

---

Installed according to installation diagrams, installation guides and drawing aid. For information regarding minimum overall depth of system see quantity specification.



### System weight

---

Approximately 7 kg.



### Mechanical properties

---

No additional live load is allowed.

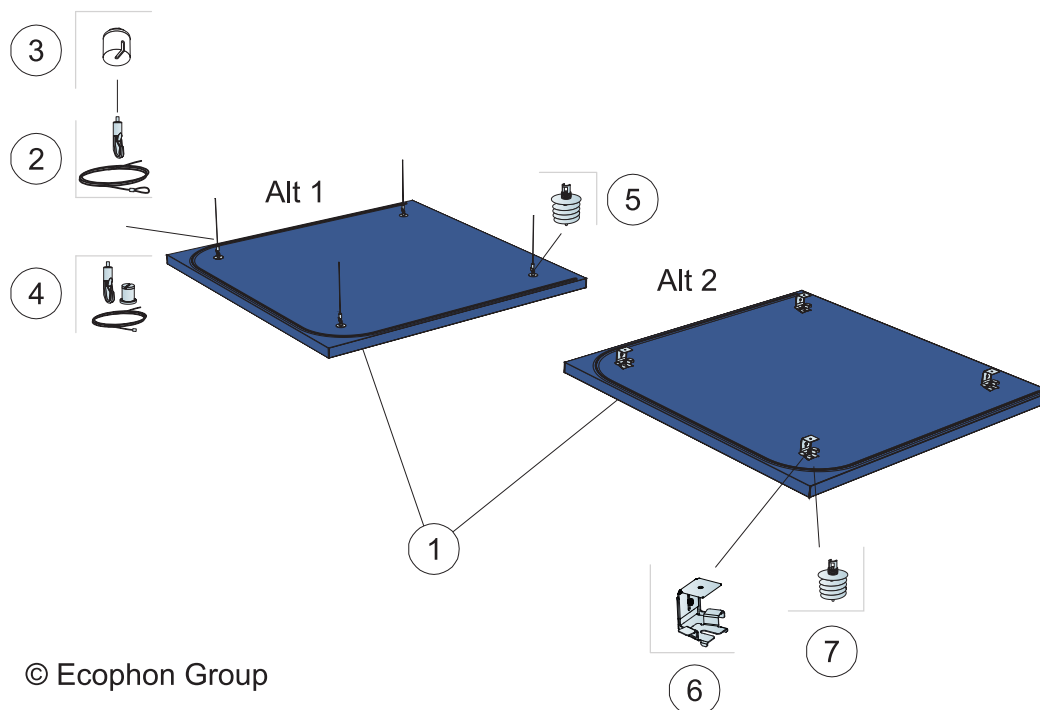


### CE

---

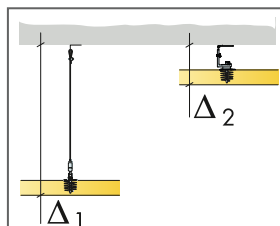
Ecophon ceiling systems are CE marked according to the European harmonized standard EN13964:2014. CE marked construction products are covered by a Declaration of Performance (DOP) which enables customers and users to easily compare performance of products available on the European market.

INSTALLATION DIAGRAM (M482) FOR ECOPHON SOLO TEXTILE

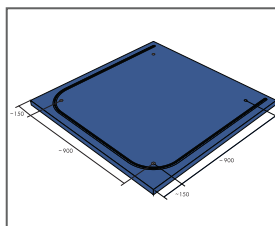


QUANTITY SPECIFICATION (EXCL. WASTAGE)

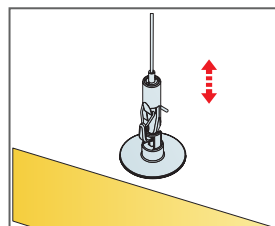
		Size, mm
		1200x1200
1	Solo Textile	1,44m <sup>2</sup> /panel
2	Connect Adjustable wire hanger (Alt 1)	4/panel
3	Connect Covering cup (Alt 1, Optional)	4/panel
4	Connect Adjustable wire kit (Alt 1, Optional)	4/panel
5	Connect Absorber anchor (Alt 1)	4/panel
6	Connect Absorber bracket (Alt 2)	4/panel
7	Connect Absorber anchor (Alt 2)	4/panel
$\Delta$ Min. overall depth of system: $\Delta 1$ 140 mm / $\Delta 2$ 90 mm		-



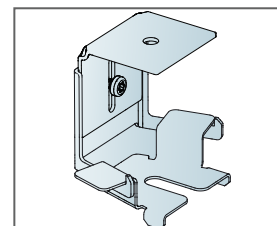
See Quantity specification



Installation dimensions



Easily adjustable suspension with Connect Adjustable wire hanger



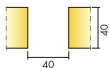
Details of Absorber bracket. Overall depth of system between 90-130mm

# Ecophon Solo™ Matrix


The system provides quick and easy installation with highest accuracy and a vast range of design possibilities. Each panel has a built in hatch function, and can easily be demounted. Suitable for larger areas where high coverage is required but a wall to wall solution is not possible.




## SYSTEM RANGE




Size, mm	600x1040	600x1200	600x2400	1200x1040	1200x1200	2400x1040	2400x1200
T24	•	•	•	•	•	•	•
Thickness (THK)	40	40	40	40	40	40	40
Inst. Diagr.	M502	M501, M503	M501, M503	M502	M501	M502	M501




Solo Matrix panel



Connect Panel Cross Bar on rear side of Solo Matrix panel



Solo Matrix system



Section of Solo Matrix system



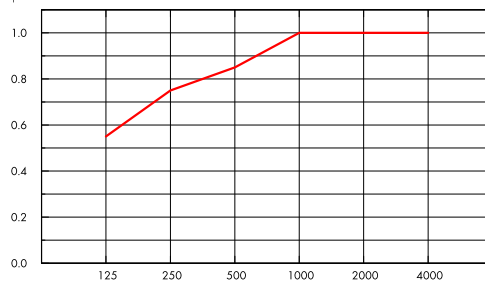
## Acoustic

The first diagram refers to clusters >10 m<sup>2</sup>. The second diagram to a cluster of four panels (1200x1040 mm) in a row with a distance of 40 mm (M502). If the clusters are arranged with distances between the clusters <0,5 meters, the Aeq per cluster will be slightly reduced.

## Sound Absorption:

Test results according to EN ISO 354. Classification according to EN ISO 11654.

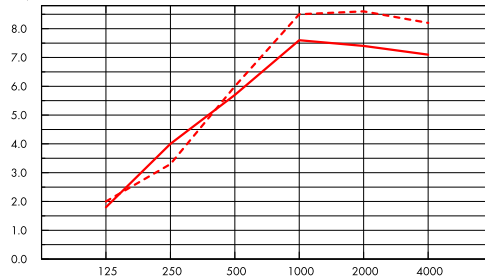
$\alpha_p$ , Practical sound absorption coefficient



— Solo Matrix 40 mm, 300 mm o.d.s.

o.d.s = overall depth of system

$A_{eq}$ , Equivalent absorption area per unit (m<sup>2</sup> sabin)



— Solo Matrix 40 mm (M502), 300 mm o.d.s.

- - - Solo Matrix 40 mm (M502), 600 mm o.d.s.

o.d.s = overall depth of system

THK mm	o.d.s. mm	$\alpha_p$ , Practical sound absorption coefficient						$\alpha_w$	Sound absorption class
		125 Hz	250 Hz	500 Hz	1000 Hz	2000 Hz	4000 Hz		
40	300	0.55	0.75	0.85	1.00	1.00	1.00	0.95	A

THK mm	o.d.s. mm	$A_{eq}$ , Equivalent absorption area per unit (m <sup>2</sup> sabin)					
		125 Hz	250 Hz	500 Hz	1000 Hz	2000 Hz	4000 Hz
40	300	1.8	4.0	5.7	7.6	7.4	7.1
40	600	2.0	3.3	6.0	8.5	8.6	8.2
40	1000	2.1	3.5	6.4	9.1	9.2	9.0



## Indoor Air Quality

Certificate / Label	All Products
Eurofins Indoor Air Comfort®	IAC Gold
French VOC	A+
Finnish M1	•







## Cradle to Cradle Certified®



This product is Cradle to Cradle Certified® at Bronze level (version 4.0).



### Material Health

This product has received a C2C Certified Material Health Certificate™ at the Silver level (standard version 4.0). The C2C Certified Material Health Certificate™ is a verification of the health and safety of a product's composition using the Material Health requirements of the Cradle-to-Cradle Certified Product Standard.



### Environmental Footprint

kg CO <sub>2</sub> equiv/m <sup>2</sup>		Life-cycle stages A1 to C4 from EPD, in conformity with ISO 14025 / EN 15804
Solo Matrix	7,52	



### Circularity

Minimum post-consumer recycled content	62%
Recyclability	Fully recyclable



### Fire safety

Country	Fire standard	Class	The glass wool core of the tiles is tested and classified as non-combustible according to EN ISO 1182.
Europe	EN 13501-1	A2-s1,d0	



### Humidity Resistance

Class C, relative humidity 95% and 30°C, according to EN 13964:2014



### Visual appearance

White Frost, nearest NCS colour sample S 0500-N, 85% light reflectance. Gloss < 1.



### Cleanability

Daily dusting and vacuum cleaning. Weekly wet wiping.



### Accessibility

Each panel is individually demountable from below. Panels are equipped with hatch function.



### Installation

For design possibilities including installation direction and integrations, see installation guides, installation diagrams and drawing aid. For informatin regarding minimum overall depth of system see quantity specification.



### System weight

The weight of the system (including suspension grid) should be approximately 4 kg/m<sup>2</sup>.



### **Mechanical properties**

---

The panels can take small loads with largest aperture diameter of 100 mm. The load is restricted to maximum 250g between two Panel cross bars. For heavier loads see Installation guide.

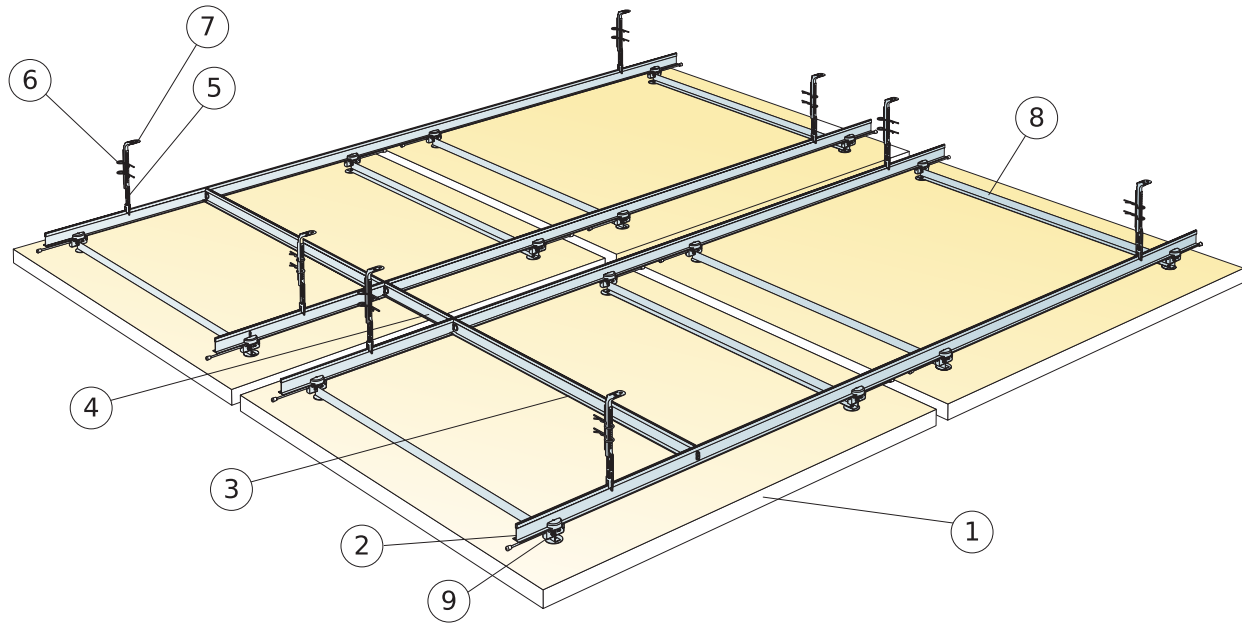


### **CE**

---

Ecophon ceiling systems are CE marked according to the European harmonized standard EN13964:2014. CE marked construction products are covered by a Declaration of Performance (DOP) which enables customers and users to easily compare performance of products available on the European market.

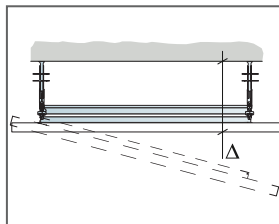
## INSTALLATION DIAGRAM (M501) FOR ECOPHON SOLO MATRIX IN MODULES



© Ecophon Group

## QUANTITY SPECIFICATION (EXCL. WASTAGE)

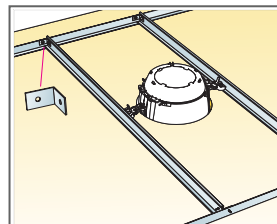
	Size, mm			
	600x1200	600x2400	1200x1200	2400x1200
1 Solo Matrix	0,72m <sup>2</sup> / tile	1,44m <sup>2</sup> / tile	1,44m <sup>2</sup> / tile	2,88m <sup>2</sup> / tile
2 Connect T24 Main runner, installed with spacing 900 mm and 300 mm	1,67m/m <sup>2</sup>	1,67m/m <sup>2</sup>	1,67m/m <sup>2</sup>	1,67m/m <sup>2</sup>
3 Connect T24 Cross tee, L=900 mm, installed with spacing 1800 mm	0,42m/m <sup>2</sup>	0,42m/m <sup>2</sup>	0,42m/m <sup>2</sup>	0,42m/m <sup>2</sup>
4 Connect T24 Cross tee, L=300 mm, installed with spacing 2400 mm	0,11m/m <sup>2</sup>	0,11m/m <sup>2</sup>	0,11m/m <sup>2</sup>	0,11m/m <sup>2</sup>
5 Connect Nonius Hanger Lower, installed with spacing 1800 mm	0,95/m <sup>2</sup>	0,95/m <sup>2</sup>	0,95/m <sup>2</sup>	0,95/m <sup>2</sup>
6 Connect Split pin (2/hanger)	1,9/m <sup>2</sup>	1,9/m <sup>2</sup>	1,9/m <sup>2</sup>	1,9/m <sup>2</sup>
7 Connect Nonius hanger upper, installed with spacing 1800 mm	0,95/m <sup>2</sup>	0,95/m <sup>2</sup>	0,95/m <sup>2</sup>	0,95/m <sup>2</sup>
8 Connect Panel cross bar	2/panel	4/panel	2/panel	3/panel
9 Connect Panel connector	4/panel	8/panel	4/panel	6/panel
Δ Min. overall depth of system: 305 mm	-	-	-	-
Quantity specification based on 40 mm gap between all panels	-	-	-	-
Stabilization could be required, see installation guide for more details	-	-	-	-



See Quantity Specification

Modular size	Exact size
600x1200	560x1160
600x2400	560x2360
1200x1200	1160x1160
2400x1200	2360x1160

The left column shows modular sizes and the right exact panel sizes.

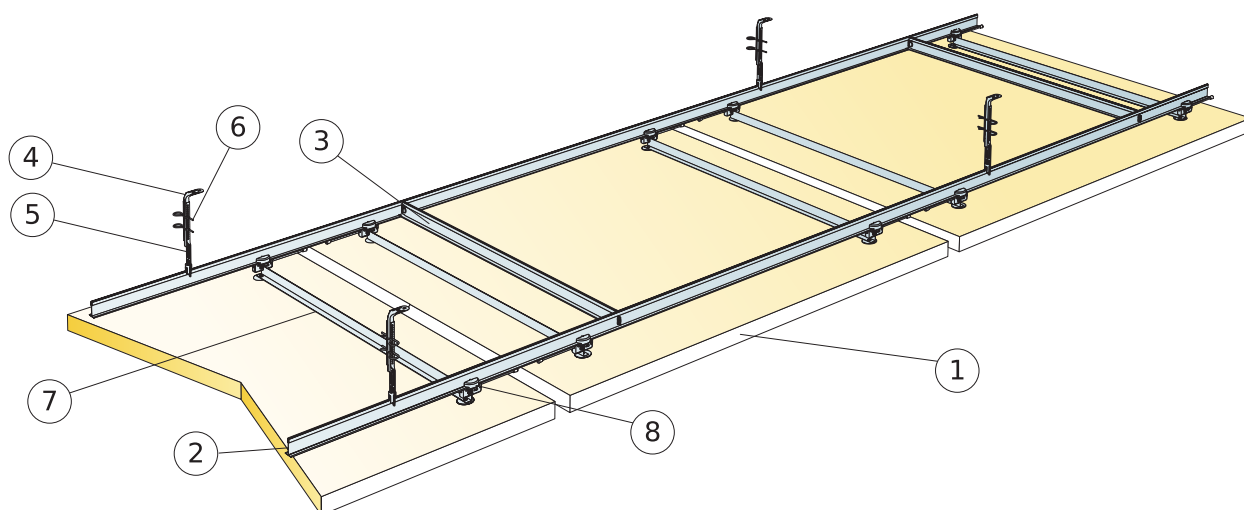


For heavier integrations use Connect Cross Tee and Connect Angle Bracket.

Size, mm	Max live load (N)	Min load bearing capacity (N)
600x1200x40	5	160
600x2400x40	5	160
1200x1200x40	5	160
2400x1200x40	5	160

Live load/load bearing capacity

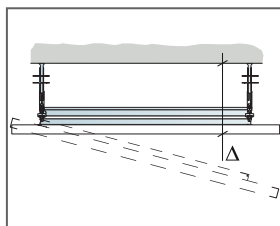
## INSTALLATION DIAGRAM (M502) FOR ECOPHON SOLO MATRIX IN ROWS



© Ecophon Group

## QUANTITY SPECIFICATION (EXCL. WASTAGE)

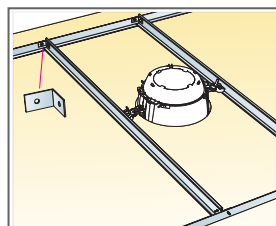
	Size, mm		
	600x1040	1200x1040	2400x1040
1 Ecophon Master Matrix in rows	0,63m <sup>2</sup> /panel	1,25m <sup>2</sup> /panel	2,50m <sup>2</sup> /panel
2 Connect T24 Main runner, installed with spacing 900 mm	1,93m/m <sup>2</sup>	1,93m/m <sup>2</sup>	1,93m/m <sup>2</sup>
3 Connect T24 Cross tee, L=900 mm, installed with spacing 1800 mm	0,49m/m <sup>2</sup>	0,49m/m <sup>2</sup>	0,49m/m <sup>2</sup>
4 Connect Nonius hanger upper, installed with spacing 1800 mm	1,07/m <sup>2</sup>	1,07/m <sup>2</sup>	1,07/m <sup>2</sup>
5 Connect Nonius Hanger Lower, installed with spacing 1800 mm	1,07/m <sup>2</sup>	1,07/m <sup>2</sup>	1,07/m <sup>2</sup>
6 Connect Split pin (2/hanger)	2,14/m <sup>2</sup>	2,14/m <sup>2</sup>	2,14/m <sup>2</sup>
7 Connect Panel cross bar	2/panel	2/panel	3/panel
8 Connect Panel connector	4/panel	4/panel	6/panel
Δ Min. overall depth of system: 305 mm	-	-	-
Quantity specification based on 40 mm gap between panels in installation direction	-	-	-
Stabilization could be required, see installation guide for more details	-	-	-



See Quantity Specification

Modular size	Exact size
600x1040	560x1000
1200x1040	1160x1000
2400x1040	2360x1000

The left column shows modular sizes and the right exact panel sizes.

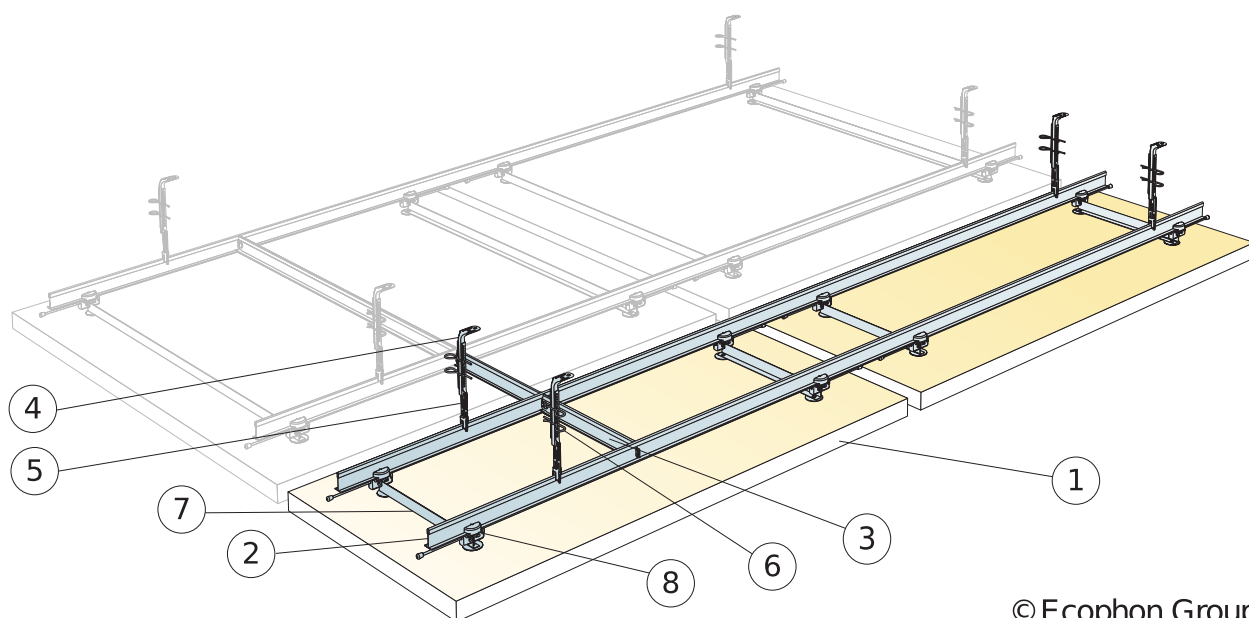


For heavier integrations use Connect Cross Tee and Connect Angle Bracket.

Size, mm	Max live load (N)	Min load bearing capacity (N)
600x1040x40	5	160
1200x1040x40	5	160
2400x1040x40	5	160

Live load/load bearing capacity

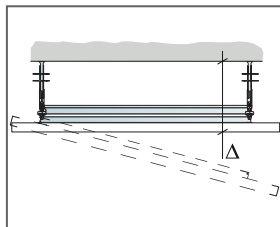
## INSTALLATION DIAGRAM (M503) FOR ECOPHON SOLO MATRIX IN MODULES



© Ecophon Group

## QUANTITY SPECIFICATION (EXCL. WASTAGE)

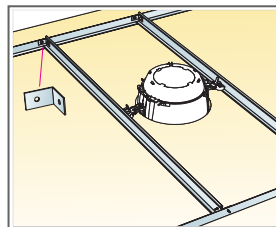
Size, mm		
	600x1200	600x2400
1 Solo Matrix	0,72m <sup>2</sup> /panel	1,44m <sup>2</sup> /panel
2 Connect T24 Main runner, installed with spacing 900 mm and 300 mm	1,67m/m <sup>2</sup>	1,67m/m <sup>2</sup>
3 Connect T24 Cross tee, L=300 mm, installed with spacing 2400 mm	0,11m/m <sup>2</sup>	0,11m/m <sup>2</sup>
4 Connect Nonius hanger upper, installed with spacing 1800 mm	0,95/m <sup>2</sup>	0,95/m <sup>2</sup>
5 Connect Nonius Hanger Lower, installed with spacing 1800 mm	0,95/m <sup>2</sup>	0,95/m <sup>2</sup>
6 Connect Split pin (2/hanger)	1,9/m <sup>2</sup>	1,9/m <sup>2</sup>
7 Connect Panel cross bar	2/panel	4/panel
8 Connect Panel connector	4/panel	8/panel
Δ Min. overall depth of system: 305 mm	-	-
Quantity specification based on 40 mm gap between all panels	-	-
Stabilization could be required, see installation guide for more details	-	-



See Quantity Specification

Modular size	Exact size
600x1200	560x1160
600x2400	560x2360
1200x1200	1160x1160
2400x1200	2360x1160

The left column shows modular sizes and the right exact panel sizes.



For heavier integrations use Connect Cross Tee and Connect Angle Bracket.

Size, mm	Max live load (N)	Min load bearing capacity (N)
600x1200x40	5	160
600x2400x40	5	160

Live load/load bearing capacity

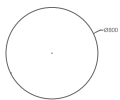


# Ecophon Solo™ Circle Akutex HS

Solo Circle Akutex HS is a water resistant free hanging unit, offering a high degree of design possibility. Solo Circle Akutex HS is primarily suited for swimming pool areas with high humidity and occasional direct water.



## SYSTEM RANGE




Size, mm	Ø800	Ø1200
Special Fixing	•	•
Thickness (THK)	40	40
Inst. Diagr.	M437C4	M442C4



Solo Circle Akutex HS



Solo Circle Akutex HS tile



Suspension with Adjustable Hanger C4 and Absorber Anchor



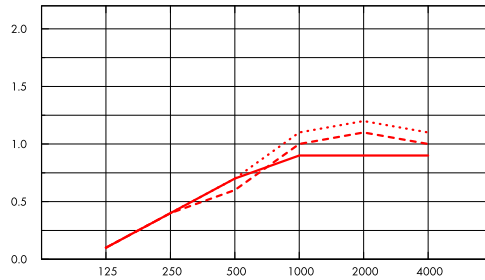
## Acoustic

The values in the diagram refer to a single unit. If the units are arranged in a cluster with distances between units less than 0,5 meters, the Aeq per unit will be slightly reduced.

### Sound Absorption:

Test results according to EN ISO 354.

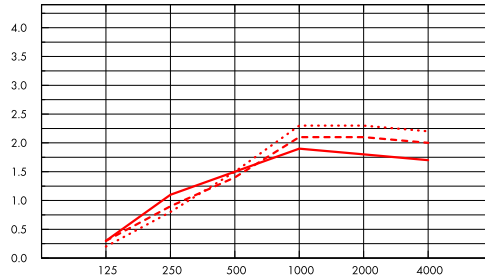
A<sub>eq</sub> Equivalent absorption area per unit (m<sup>2</sup> sabin)



- Solo Circle/Akutex HS Ø800, 200 mm o.d.s.
  - - - Solo Circle/Akutex HS Ø800, 400 mm o.d.s.
  - ... Solo Circle/Akutex HS Ø800, 1000 mm o.d.s.
- o.d.s = overall depth of system

Frequency Hz

A<sub>eq</sub> Equivalent absorption area per unit (m<sup>2</sup> sabin)



- Solo Circle/Akutex HS Ø1200, 200 mm o.d.s.
  - - - Solo Circle/Akutex HS Ø1200, 400 mm o.d.s.
  - ... Solo Circle/Akutex HS Ø1200, 1000 mm o.d.s.
- o.d.s = overall depth of system

Frequency Hz

	THK mm	o.d.s. mm	A <sub>eq</sub> Equivalent absorption area per unit (m <sup>2</sup> sabin)					
			125 Hz	250 Hz	500 Hz	1000 Hz	2000 Hz	4000 Hz
Ø800	40	200	0.1	0.4	0.7	0.9	0.9	0.9
Ø800	40	400	0.1	0.4	0.6	1.0	1.1	1.0
Ø800	40	1000	0.1	0.4	0.7	1.1	1.2	1.1

	THK mm	o.d.s. mm	A <sub>eq</sub> Equivalent absorption area per unit (m <sup>2</sup> sabin)					
			125 Hz	250 Hz	500 Hz	1000 Hz	2000 Hz	4000 Hz
Ø1200	40	200	0.3	1.1	1.5	1.9	1.8	1.7
Ø1200	40	400	0.3	0.9	1.4	2.1	2.1	2.0
Ø1200	40	1000	0.2	0.8	1.5	2.3	2.3	2.2



## Indoor Air Quality

Certificate / Label	
Eurofins Indoor Air Comfort®	IAC
French VOC	A
Finnish M1	•



## Cradle to Cradle Certified®



This product is Cradle to Cradle Certified® at Bronze level (version 4.0).



## Material Health

This product has received a C2C Certified Material Health Certificate™ at the Silver level (standard version 4.0). The C2C Certified Material Health Certificate™ is a verification of the health and safety of a product's composition using the Material Health requirements of the Cradle-to-Cradle Certified Product Standard.



## Environmental Footprint

	kg CO <sub>2</sub> equiv/m <sup>2</sup>
Solo Circle/Akutex HS	10,87

Life-cycle stages A1 to C4 from EPD, in conformity with ISO 14025 / EN 15804



## Circularity

Minimum post-consumer recycled content	54%
Recyclability	Fully recyclable



## Fire safety

Country	Fire standard	Class
Europe	EN 13501-1	A2-s1,d0

The glass wool core of the tiles is tested and classified as non-combustible according to EN ISO 1182.



## Humidity Resistance

Class C, relative humidity 95% and 30°C, according to EN 13964:2014



## Visual appearance

White 500, nearest NCS colour sample S 0500-N, 84% light reflectance.



## Cleanability

Daily dusting and vacuum cleaning. Weekly wet wiping.



## Accessibility

The tiles are demountable.





### Installation

---

Installed according to installation diagrams, installation guides and drawing aid. For information regarding minimum overall depth of system see quantity specification.



### System weight

---

Approximately 2-4,5 kg.



### Mechanical properties

---

No additional live load is allowed.

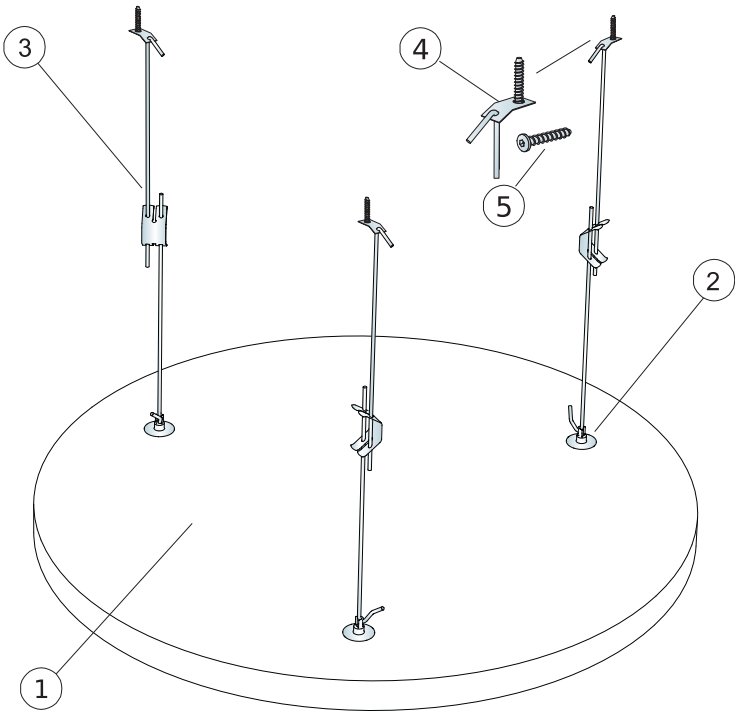


### CE

---

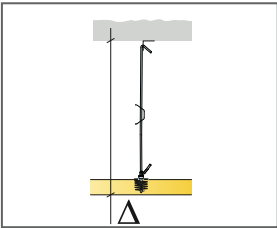
Ecophon ceiling systems are CE marked according to the European harmonized standard EN13964:2014. CE marked construction products are covered by a Declaration of Performance (DOP) which enables customers and users to easily compare performance of products available on the European market.

INSTALLATION DIAGRAM (M437C4) FOR ECOPHON SOLO CIRCLE AKUTEX HS C4

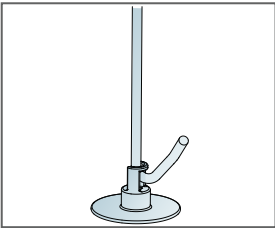


QUANTITY SPECIFICATION (EXCL. WASTAGE)

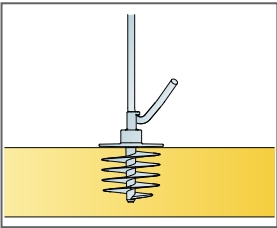
		Size, mm
		Ø800
1	Solo Circle Akutex HS	0,5m <sup>2</sup> /panel
2	Connect Absorber Anchor	3/panel
3	Connect Adjustable Hanger C4	3/panel
4	Connect Fixing Plate C4	3/panel
5	Connect Anchor Screw C4	3/panel
Δ Min. overall depth of system: Δ 410 mm		-



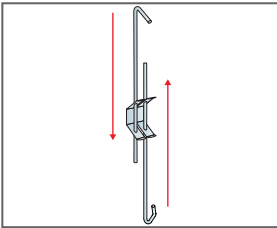
See Quantity Specification



Connect Adjustable Hanger C4 mounted in  
Connect Absorber Anchor

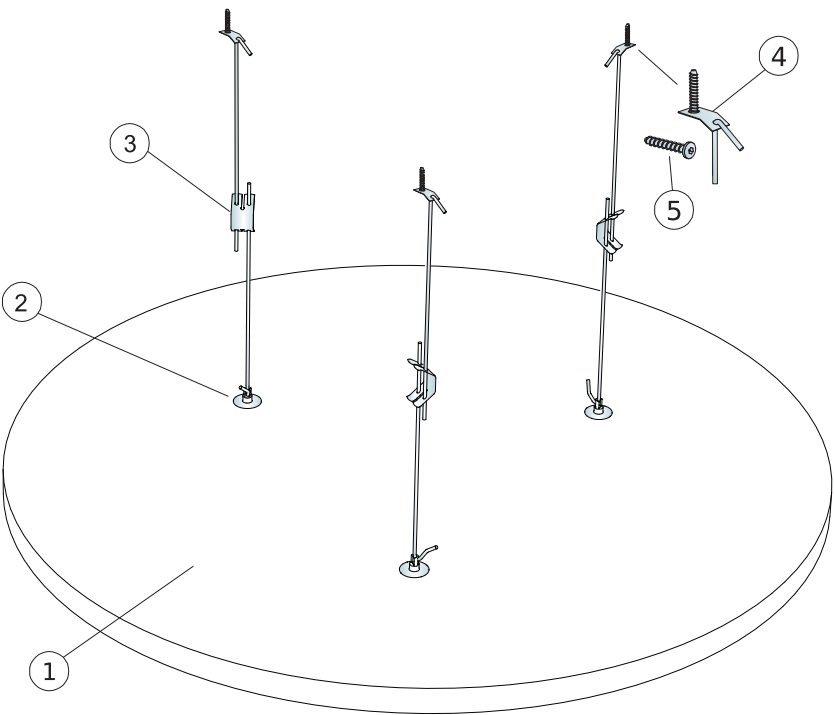


Connect Absorber Anchor mounted in panel



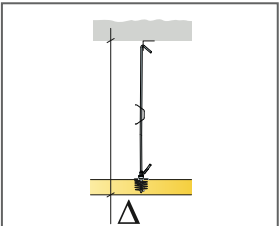
Adjustable suspension with Connect  
Adjustable Hanger C4

INSTALLATION DIAGRAM (M442C4) FOR ECOPHON SOLO™ CIRCLE AKUTEX HS C4

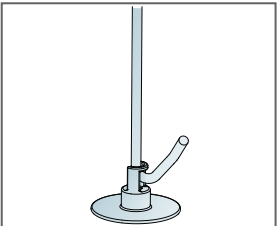


QUANTITY SPECIFICATION (EXCL. WASTAGE)

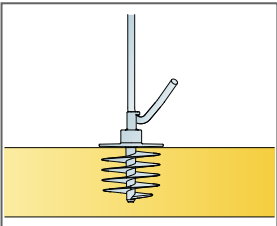
Size, mm		
Ø1200		
1	Solo Circle Akutex HS	1,13m <sup>2</sup> /panel
2	Connect Absorber Anchor	3/panel
3	Connect Adjustable Hanger C4	3/panel
4	Connect Fixing Plate C4	3/panel
5	Connect Anchor Screw C4	3/panel
Δ Min. overall depth of system: Δ 410 mm		-



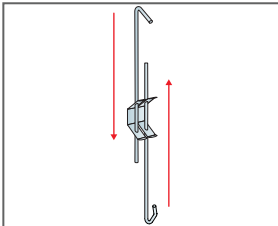
See Quantity Specification



Connect Adjustable Hanger C4 mounted in Connect Absorber Anchor



Connect Absorber Anchor mounted in panel



Adjustable suspension with Connect Adjustable Hanger C4





# Ecophon Solo™ Square Akutex HS

Solo Square Akutex HS is a water resistant free hanging unit, offering a high degree of design possibility. Solo Square Akutex HS is primarily suited for swimming pool areas with high humidity and occasional direct water.




## SYSTEM RANGE


	Size, mm	1200x1200
	Special Fixing	•
	Thickness (THK)	40
	Inst. Diagr.	M438C4



Solo Square Akutex HS



Solo Rectangle Akutex HS tile



Suspension with Adjustable Hanger C4 and Absorber Anchor



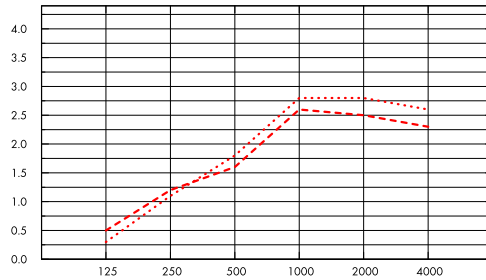
## Acoustic

The values in the diagram refer to a single unit. If the units are arranged in a cluster with distances between units less than 0,5 meters, the Aeq per unit will be slightly reduced.

### Sound Absorption:

Test results according to EN ISO 354.

A<sub>eq</sub> Equivalent absorption area per unit (m<sup>2</sup> sabin)



--- Solo Square 1200x1200/Akutex HS, 400 mm o.d.s.

.... Solo Square 1200x1200/Akutex HS, 1000 mm o.d.s.

o.d.s = overall depth of system

THK mm	o.d.s. mm	A <sub>eq</sub> Equivalent absorption area per unit (m <sup>2</sup> sabin)					
		125 Hz	250 Hz	500 Hz	1000 Hz	2000 Hz	4000 Hz
40	400	0.5	1.2	1.6	2.6	2.5	2.3
40	1000	0.3	1.1	1.8	2.8	2.8	2.6



## Indoor Air Quality

### Certificate / Label

Eurofins Indoor Air Comfort®

IAC

French VOC

A

Finnish M1

•



## Cradle to Cradle Certified®



This product is Cradle to Cradle Certified® at Bronze level (version 4.0).



## Material Health

This product has received a C2C Certified Material Health Certificate™ at the Silver level (standard version 4.0). The C2C Certified Material Health Certificate™ is a verification of the health and safety of a product's composition using the Material Health requirements of the Cradle-to-Cradle Certified Product Standard.



## Environmental Footprint

	kg CO <sub>2</sub> equiv./m <sup>2</sup>
Solo Square	9,37

Life-cycle stages A1 to C4 from EPD, in conformity with ISO 14025 / EN 15804



## Circularity

Minimum post-consumer recycled content	54%
Recyclability	Fully recyclable



## Fire safety

Country	Fire standard	Class
Europe	EN 13501-1	A2-s1,d0

The glass wool core of the tiles is tested and classified as non-combustible according to EN ISO 1182.



## Humidity Resistance

Class C, relative humidity 95% and 30°C, according to EN 13964:2014



## Visual appearance

White 500, nearest NCS colour sample S 0500-N, 84% light reflectance.



## Cleanability

Daily dusting and vacuum cleaning. Weekly wet wiping.



## Accessibility

The tiles are demountable.



## Installation

Installed according to installation diagrams, installation guides and drawing aid. For information regarding minimum overall depth of system see quantity specification.



## System weight

Approximately 6.5 kg (4.5 kg/m<sup>2</sup>).



## Mechanical properties

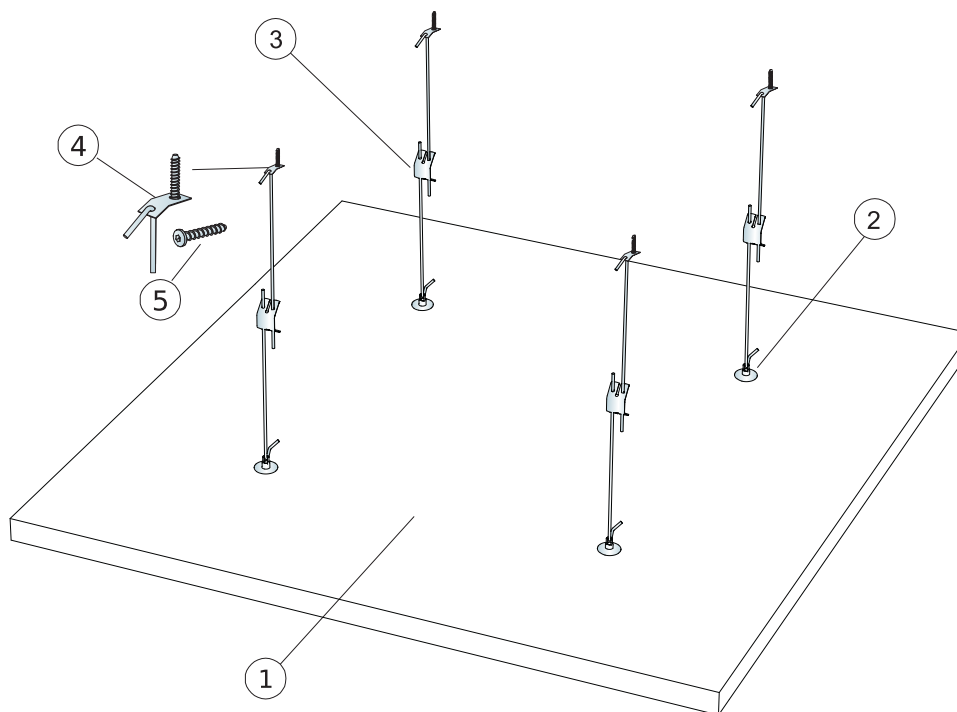
No additional live load is allowed.



## CE

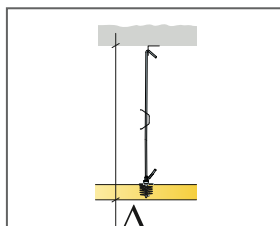
Ecophon ceiling systems are CE marked according to the European harmonized standard EN 13964:2014. CE marked construction products are covered by a Declaration of Performance (DOP) which enables customers and users to easily compare performance of products available on the European market.

INSTALLATION DIAGRAM (M438C4) FOR ECOPHON SOLO™ SQUARE AKUTEX HS C4

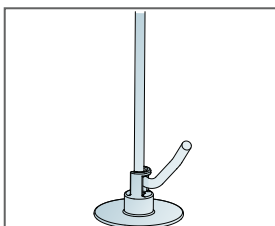


QUANTITY SPECIFICATION (EXCL. WASTAGE)

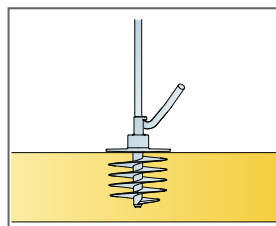
		Size, mm
		1200x1200
1	Solo Square Akutex HS	1,44m <sup>2</sup> /panel
2	Connect Absorber Anchor	4/panel
3	Connect Adjustable Hanger C4	4/panel
4	Connect Fixing Plate C4	4/panel
5	Connect Anchor Screw C4	4/panel
Δ Min. overall depth of system: Δ 410 mm		-



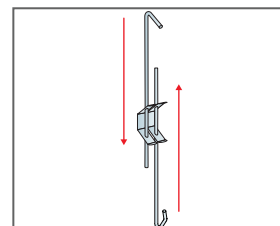
See Quantity Specification



Connect Adjustable Hanger C4 mounted in Connect Absorber Anchor



Connect Absorber Anchor mounted in panel



Adjustable suspension with Connect Adjustable Hanger C4




# Ecophon Solo™ Rectangle Akutex HS


Solo Rectangle Akutex HS is a water resistant free hanging unit, offering a high degree of design possibility. Solo Rectangle Akutex HS is primarily suited for swimming pool areas with high humidity and occasional direct water.




## SYSTEM RANGE

	Size, mm	1800x1200	2400x1200
	Special Fixing	•	•
	Thickness (THK)	40	40
	Inst. Diag.	M436C4	M441C4






Solo Rectangle Akutex HS



Solo Rectangle Akutex HS tile



Suspension with Adjustable Hanger C4 and Absorber Anchor



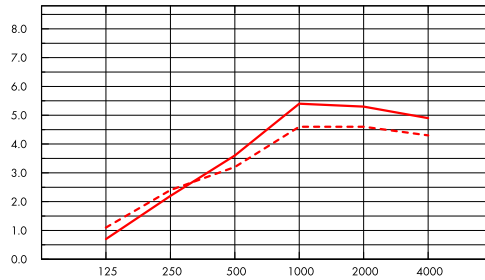
## Acoustic

The values in the diagram refer to a single unit. If the units are arranged in a cluster with distances between units less than 0,5 meters, the Aeq per unit will be slightly reduced.

### Sound Absorption:

Test results according to EN ISO 354.

A<sub>eq</sub> Equivalent absorption area per unit (m<sup>2</sup> sabin)



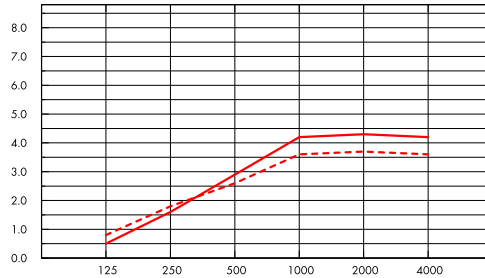
--- Solo Rectangle 2400x1200/Akutex HS, 400 mm o.d.s.

— Solo Rectangle 2400x1200/Akutex HS, 1000 mm o.d.s.

o.d.s = overall depth of system

Frequency Hz

A<sub>eq</sub> Equivalent absorption area per unit (m<sup>2</sup> sabin)



--- Solo Rectangle 1800x1200/Akutex HS, 400 mm o.d.s.

— Solo Rectangle 1800x1200/Akutex HS, 1000 mm o.d.s.

o.d.s = overall depth of system

Frequency Hz

	THK mm	o.d.s. mm	A <sub>eq</sub> Equivalent absorption area per unit (m <sup>2</sup> sabin)					
			125 Hz	250 Hz	500 Hz	1000 Hz	2000 Hz	4000 Hz
2400x1200	40	400	1.1	2.4	3.2	4.6	4.6	4.3
2400x1200	40	1000	0.7	2.2	3.6	5.4	5.3	4.9
1800x1200	40	400	0.8	1.8	2.6	3.6	3.7	3.6
1800x1200	40	1000	0.5	1.6	2.9	4.2	4.3	4.2



## Indoor Air Quality

Certificate / Label	
Eurofins Indoor Air Comfort®	IAC
French VOC	A
Finnish M1	•



## Cradle to Cradle Certified®



This product is Cradle to Cradle Certified® at Bronze level (version 4.0).



## Material Health

This product has received a C2C Certified Material Health Certificate™ at the Silver level (standard version 4.0). The C2C Certified Material Health Certificate™ is a verification of the health and safety of a product's composition using the Material Health requirements of the Cradle-to-Cradle Certified Product Standard.



## Environmental Footprint

kg CO <sub>2</sub> equiv/m <sup>2</sup>		Life-cycle stages A1 to C4 from EPD, in conformity with ISO 14025 / EN 15804
Solo Rectangle	9,64	



## Circularity

Minimum post-consumer recycled content	54%
Recyclability	Fully recyclable



## Fire safety

Country	Fire standard	Class	The glass wool core of the tiles is tested and classified as non-combustible according to EN ISO 1182.
Europe	EN 13501-1	A2-s1,d0	



## Humidity Resistance

Class C, relative humidity 95% and 30°C, according to EN 13964:2014



## Visual appearance

White 500, nearest NCS colour sample S 0500-N, 84% light reflectance.



## Cleanability

Daily dusting and vacuum cleaning. Weekly wet wiping.



## Accessibility

The tiles are demountable.



## Installation

Installed according to installation diagrams, installation guides and drawing aid. For information regarding minimum overall depth of system see quantity specification.



## System weight

Approximately 6,5-17,5 kg.



## Mechanical properties

No additional live load is allowed.

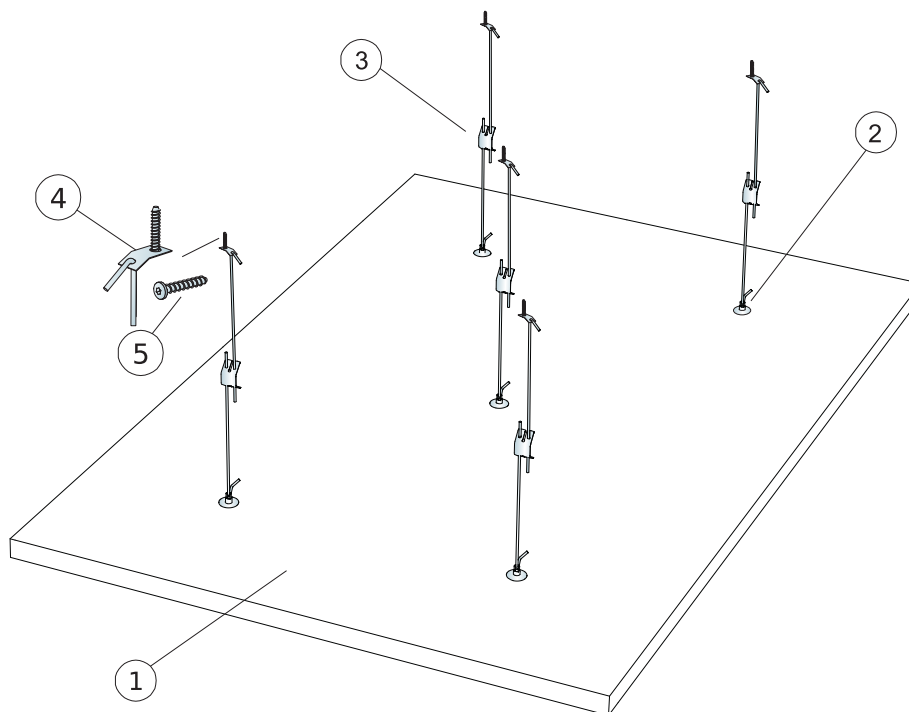


## CE

---

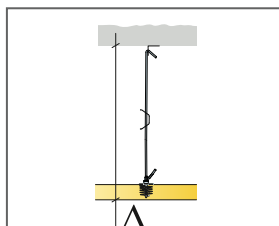
Ecophon ceiling systems are CE marked according to the European harmonized standard EN13964:2014. CE marked construction products are covered by a Declaration of Performance (DOP) which enables customers and users to easily compare performance of products available on the European market.

INSTALLATION DIAGRAM (M436C4) FOR ECOPHON SOLO™ RECTANGLE AKUTEX HS C4 1800X1200

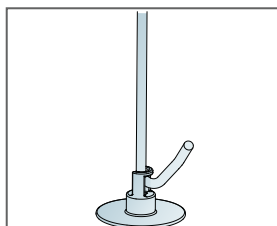


QUANTITY SPECIFICATION (EXCL. WASTAGE)

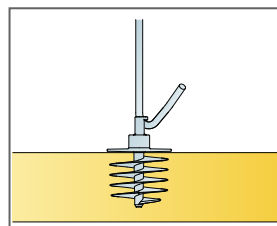
		Size, mm
		1800x1200
1	Solo Rectangle Akutex HS	2,16m <sup>2</sup> /panel
2	Connect Absorber Anchor	5/panel
3	Connect Adjustable Hanger C4	5/panel
4	Connect Fixing Plate C4	5/panel
5	Connect Anchor Screw C4	5/panel
Δ Min. overall depth of system: Δ 410 mm		-



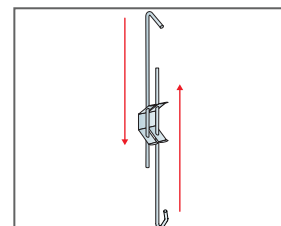
See Quantity Specification



Connect Adjustable Hanger C4 mounted in  
Connect Absorber Anchor

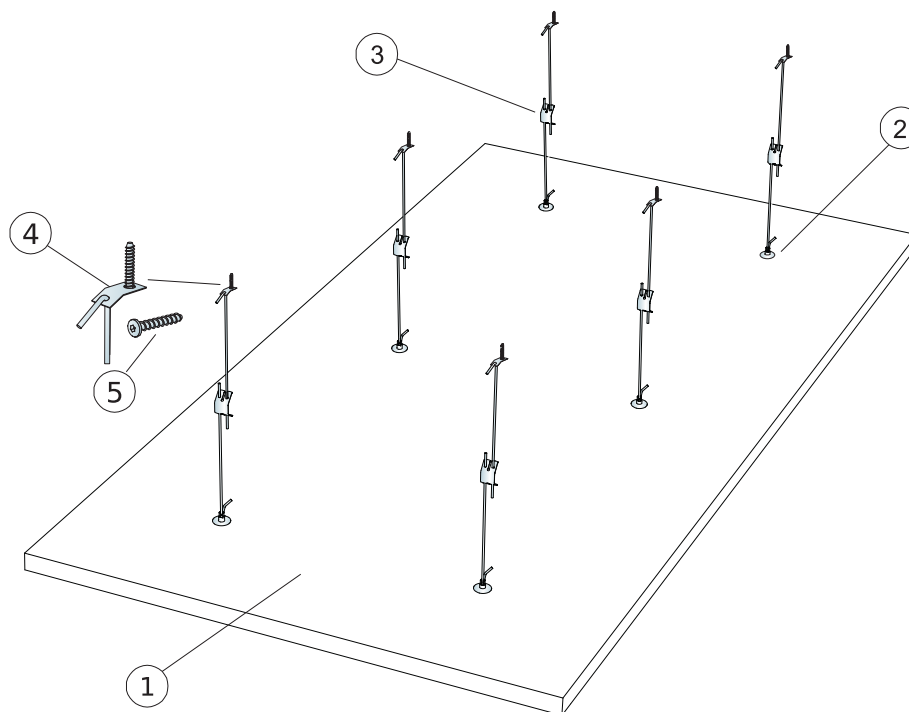


Connect Absorber Anchor mounted in panel



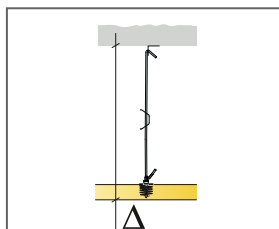
Adjustable suspension with Connect  
Adjustable Hanger C4

INSTALLATION DIAGRAM (M441C4) FOR ECOPHON SOLO™ RECTANGLE AKUTEX HS 2400X1200

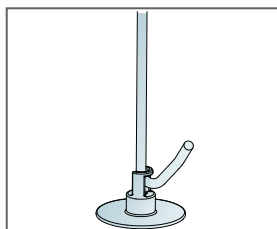


QUANTITY SPECIFICATION (EXCL. WASTAGE)

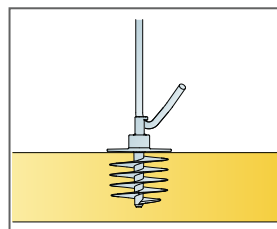
		Size, mm
		2400x1200
1	Solo Rectangle Akutex HS	2,88m <sup>2</sup> /panel
2	Connect Absorber Anchor	6/panel
3	Connect Adjustable Hanger C4	6/panel
4	Connect Fixing Plate C4	6/panel
5	Connect Anchor Screw C4	6/panel
Δ Min. overall depth of system: Δ 410 mm		-



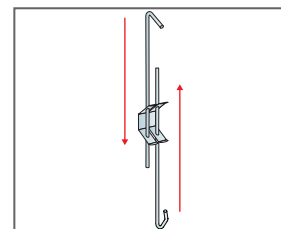
See Quantity Specification



Connect Adjustable Hanger C4 mounted in  
Connect Absorber Anchor



Connect Absorber Anchor mounted in panel



Adjustable suspension with Connect  
Adjustable Hanger C4